

PARTS LIST

TFMX-II

Table of Contents

● GENERAL VIEW	
● FRAMING A (FOR 4-HEAD M/C).....	MK-1a
● FRAMING B (FOR 6-HEAD M/C).....	MK-1b
● FRAMING C (FOR 8-HEAD M/C).....	MK-1c
● TABLE A (FOR 4-HEAD M/C).....	MK-2a
● TABLE B (FOR 6-HEAD M/C).....	MK-2b
● TABLE C (FOR 8-HEAD M/C).....	MK-2c
● MAIN SHAFT DRIVE SYSTEM.....	MK-3
● GEAR BOX.....	MK-4
● ROTARY HOOK BASE 1.....	MK-5-1
● ROTARY HOOK BASE 2.....	MK-5-2
● COLOR CHANGE SYSTEM.....	MK-6
● ARM 1.....	MK-7-1
● ARM 2.....	MK-7-2
● ARM 3.....	MK-7-3
● NEEDLE BAR CASE 1.....	MK-8-1
● NEEDLE BAR CASE 2.....	MK-8-2
● FRONT COVER.....	MK-9
● UPPER THREAD HOLDER SET.....	MK-10
● CAM DRIVE SYSTEM SET.....	MK-11
● X-AXIS DRIVE SYSTEM 1.....	MK-12-1
● X-AXIS DRIVE SYSTEM 2 (SPEED REDUCING SECTION).....	MK-12-2
● Y-AXIS DRIVE SYSTEM A.....	MK-13a
● Y-AXIS DRIVE SYSTEM B.....	MK-13b
● AUXILIARY DRIVE SYSTEM A.....	MK-14a
● AUXILIARY DRIVE SYSTEM B.....	MK-14b
● ROTARY-TYPE TENSION BASE.....	MK-15
● THREAD STAND A.....	MK-16a
● THREAD STAND B (FOR 15-NEEDLE M/C).....	MK-16b
● BAR SWITCH BOX.....	MK-17
● WOODEN FRAME HOLDER A (FOR 4-HEAD 360P M/C).....	MK-18a
● WOODEN FRAME HOLDER B (FOR 6-HEAD 360P M/C).....	MK-18b
● WOODEN FRAME HOLDER C (FOR 6-HEAD 500P M/C, 8-HEAD 360P M/C).....	MK-18c
● BORDER FRAME (OPTION).....	MK-19
● ELECTRICAL PARTS.....	MK-20
● OPERATION PANEL.....	MK-21

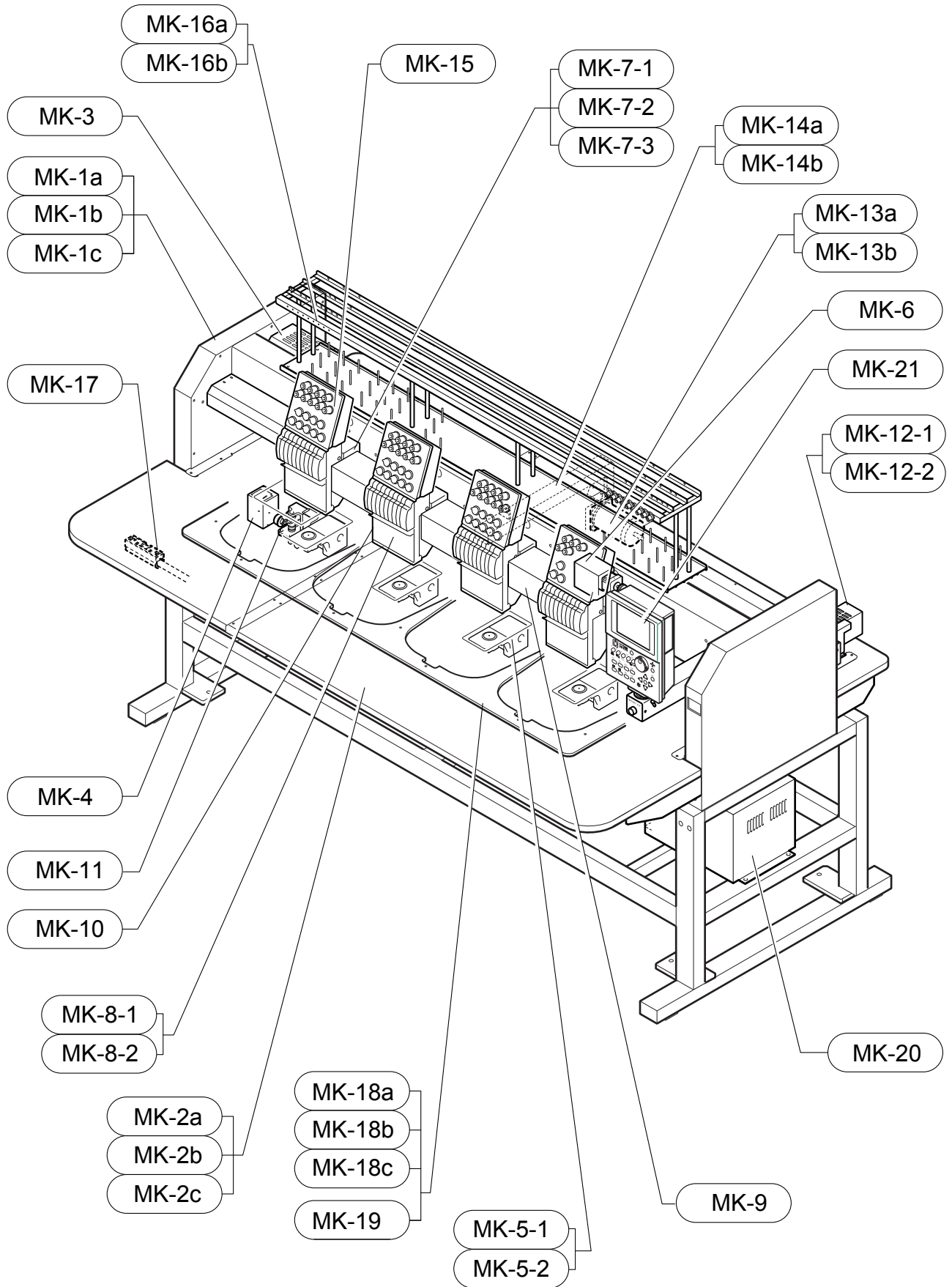
Part Nos. of screws, nuts, washers etc. are listed at the end of volume.

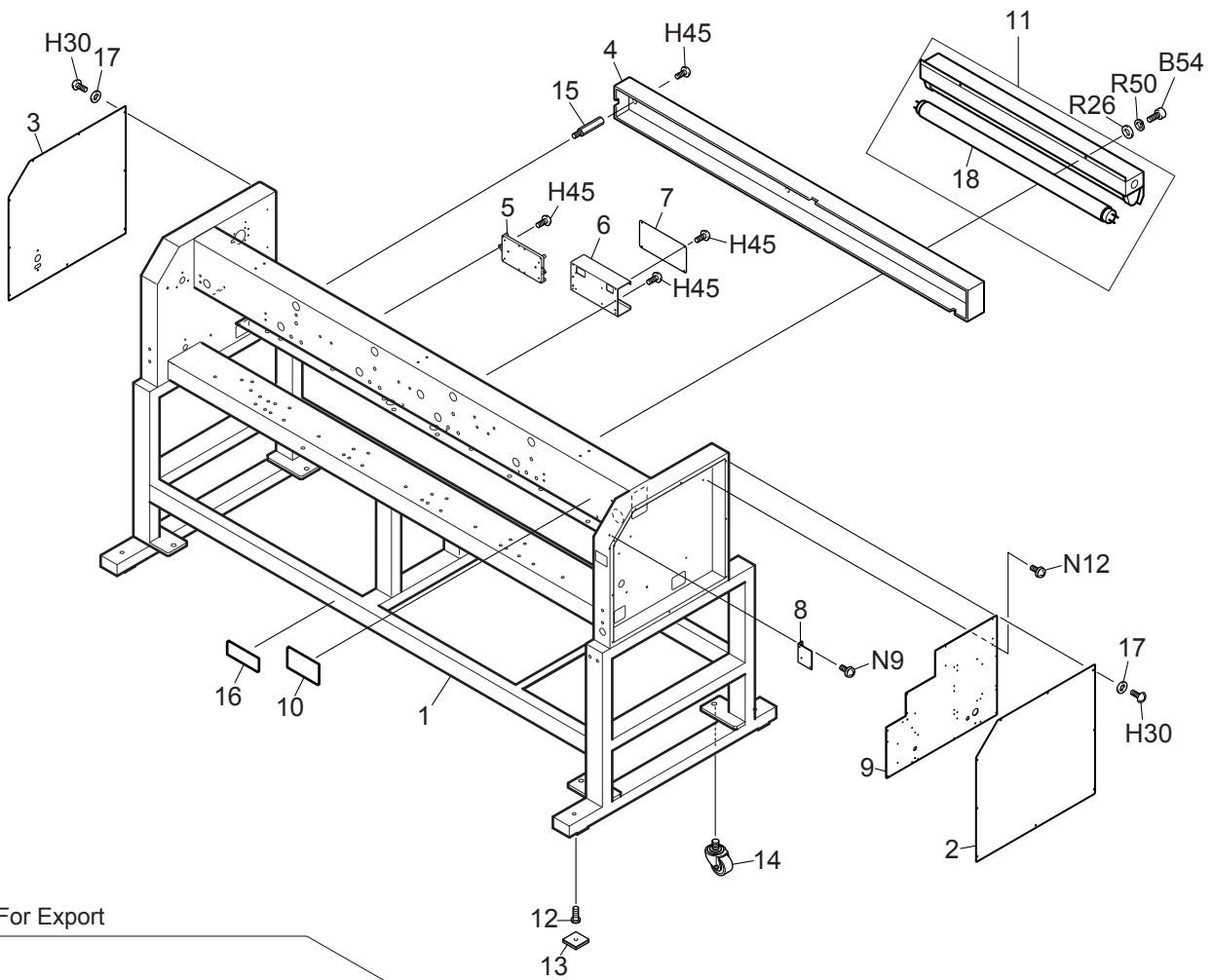
*Regarding the part number that contains description of *, #, or @, the part differs depending on model, spec. etc

*When you place an order of such a part, please also inform us of your model, embroidery space and manufacturing number of the machine.

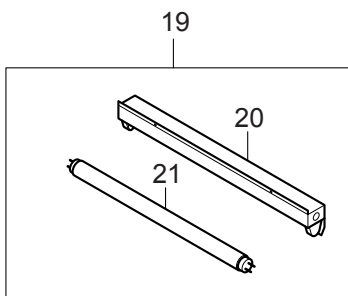
Ex.	TFMX-II1206	(450×360)S	No.01234
	[Model]	[Emb. Space]	[Mfg. No.]

GENERAL VIEW





For Export

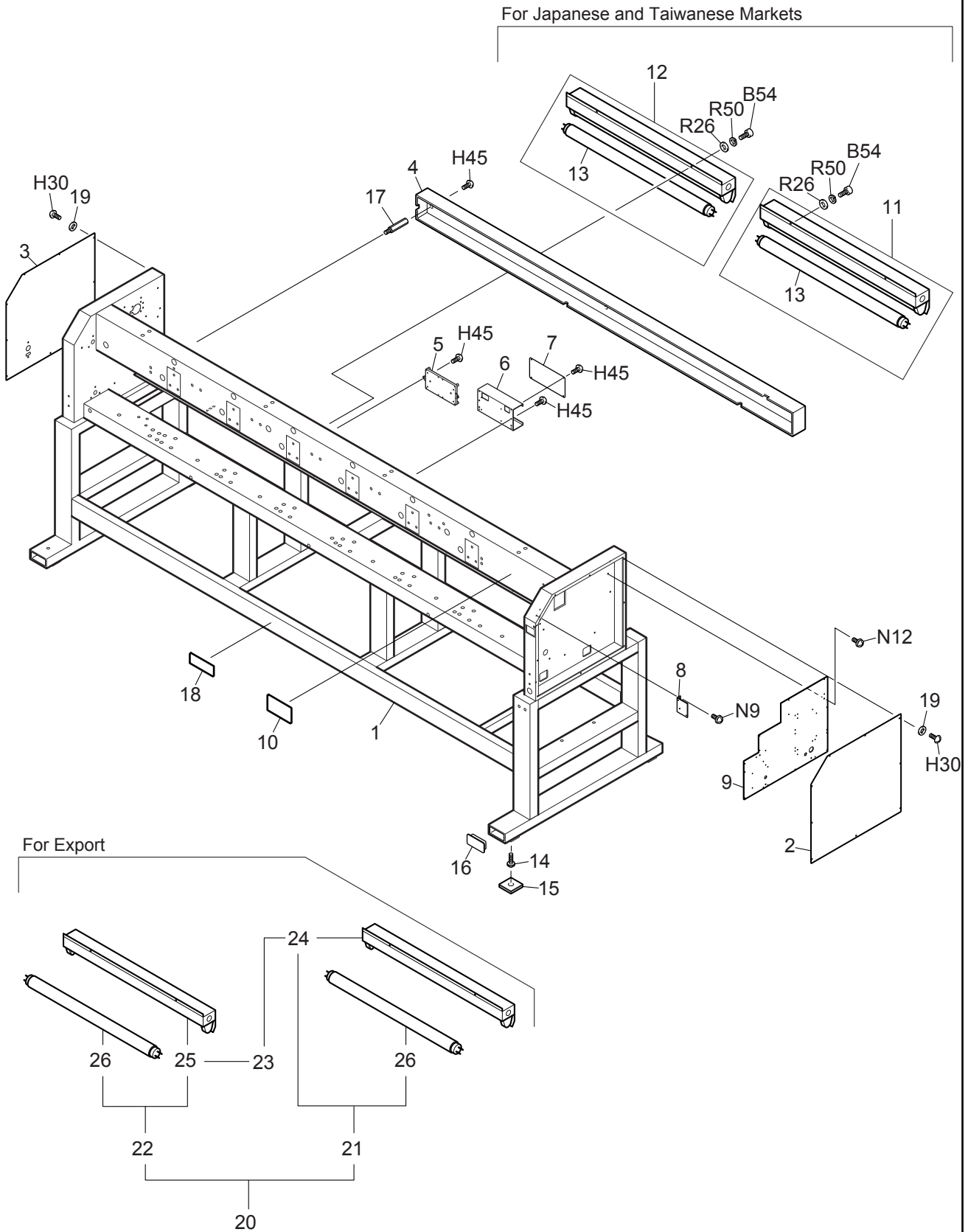


FRAMING A (FOR 4-HEAD M/C)

MK-1a

Ref.No.	Description	Part No.	Remark
1	Stand :0304-1504/045*360S[A]	MQ2439@@0A00	
2	Cover :Right-side Box	030430760000	
3	Cover :Left-side Box	030430800000	
4	Wiring Cover :0004/360S	1B5439010000	Standard
4	Wiring Cover :0004/360S/P	1B5439020000	For Sequin
5	Bracket :Head Card	0J1941800000	
6	Box : Y Driver	030190250000	
7	Cover :Y Driver	030190260000	
8	Bracket :Breaker :A	03013013A000	
9	Base :Card	030190240010	
10	Main Name Plate :TFMX-2 Representative Drawing	14Q20@@@0000	
11	Fluorescent Lamp :1-lamp 40W :Direct Mount[A]	0J0713700A00	For Japanese and Taiwanese Markets
12	Leveling Bolt :M12*50	030530040000	
13	Vibration-preventive Base[S]	030520040S00	
14	Caster :SAUB65	614300160000	
15	Stud :No.1 :M5-75	505105200000	
16	TAJIMA Brand Name Plate	030710110000	
17	Plain Washer :M4*9*t0.3	S301040901EZ	
18	Lamp :Fluorescent Lamp :40W	0J7100500000	
19	Fluorescent Lamp :1-lamp 36W :Direct Mount[A]	0J0710600A00	For Export
20	Fluorescent Lamp :1-lamp 36W :Direct Mount	0J0710600000	For Export
21	Lamp :Fluorescent Lamp :36W	0J7100300000	For Export
22			
23			
24			
25			
26			
27			
28			
29			
30			
31			
32			
33			
34			
35			
36			
37			
38			
39			
40			
41			
42			
43			
44			
45			
46			
47			
48			
49			

Note: As for parts with marks # , * or @, please follow our instructions on Table of Contents in your parts order.



FRAMING B (FOR 6-HEAD M/C)

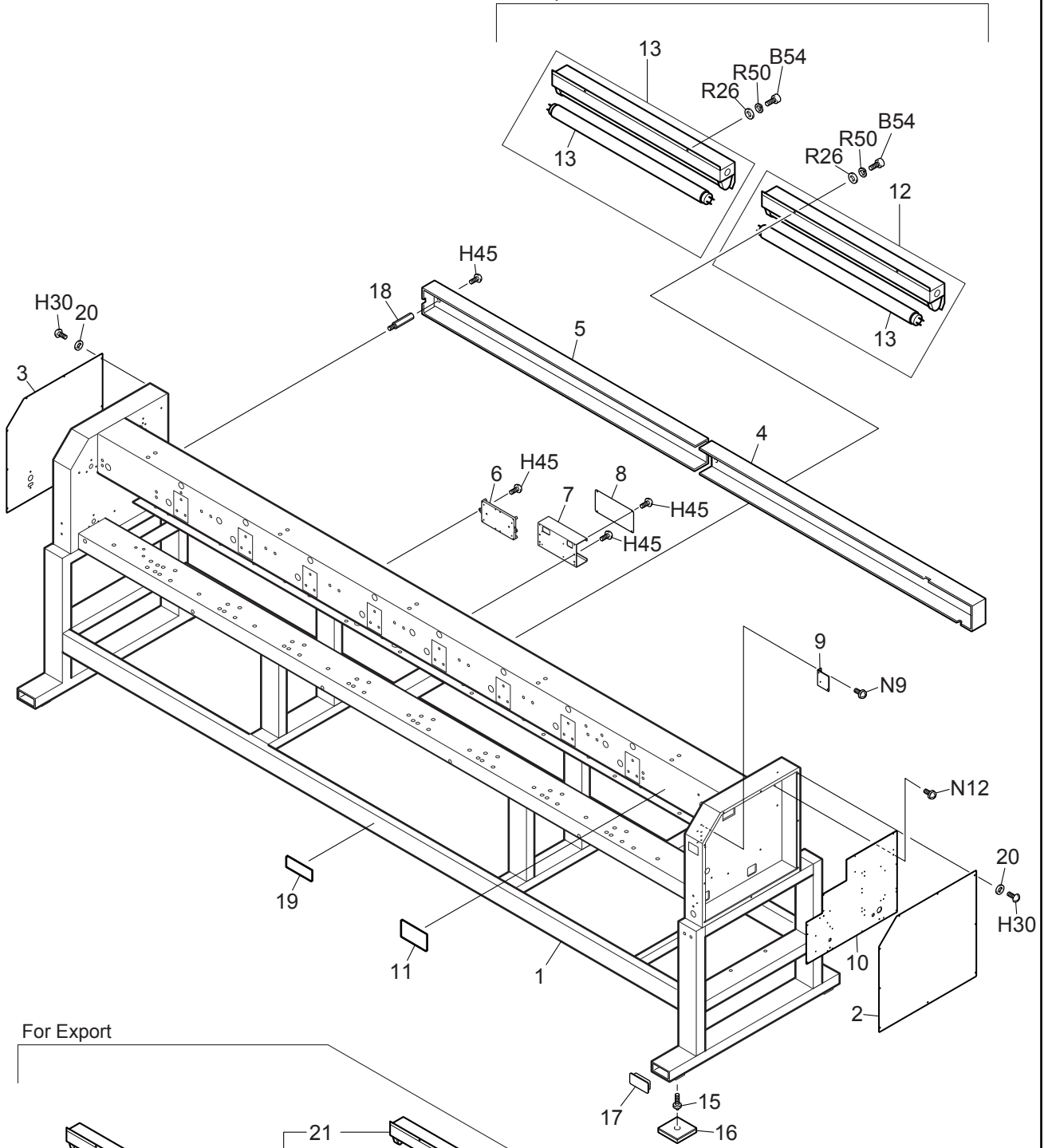
MK-1b

Ref.No.	Description	Part No.	Remark
1	Stand :0306-1506/045*360S[A]	MQ2639@@0A00	
1	Stand :0306-1506/045*500S[A]	MQ2650@@0A00	
2	Cover :Right-side Box	030430760000	
3	Cover :Left-side Box	030430800000	
4	Wiring Cover :0006/360S	1B5639010000	Standard
4	Wiring Cover :0006/360S/P	1B5639020000	For Sequin
5	Bracket :Head Card	0J1941800000	
6	Box : Y Driver	030190250000	
7	Cover :Y Driver	030190260000	
8	Bracket :Breaker :A	03013013A000	
9	Base :Card	030190240010	
10	Main Name Plate :TFMX-2 Representative Drawing	14Q20@@@0000	
11	Fluorescent Lamp :30W :Direct Mount[A]	0J0713600A00	For Japanese and Taiwanese Markets For the 1st Lamp
12	Fluorescent Lamp :30W :Direct Mount[A]	0J0700701A00	For Japanese and Taiwanese Markets For the 2nd Lamp
13	Lamp :Fluorescent Lamp :30W	0J7100600000	
14	Leveling Bolt :M12*50	030530040000	
15	Vibration-preventive Base[S]	030520040S00	
16	Cover :Stand Base	030410150010	
17	Stud :No.1 :M5-75	505105200000	
18	TAJIMA Brand Name Plate	030710110000	
19	Plain Washer :M4*9*t0.3	S301040901EZ	
20	Fluorescent Lamp :2-Lamp 18W :Direct Mount :F[T]	0J0713000T00	For Export
21	Fluorescent Lamp :1-lamp 18W :Direct Mount[A]	0J0710400A00	For Export
22	Fluorescent Lamp :1-lamp 18W :Direct Mount[A]	0J0710500A00	For Export
23	Fluorescent Lamp :2-Lamp 18W :Direct Mount[T]	0J0711400T00	For Export
24	Fluorescent Lamp :1-Lamp 18W :Direct Mount	0J0710400000	For Export
25	Fluorescent Lamp :1-Lamp 18W :Direct Mount	0J0710500000	For Export
26	Lamp :Fluorescent Lamp :18W	0J7100400000	For Export
27			
28			
29			
30			
31			
32			
33			
34			
35			
36			
37			
38			
39			
40			
41			
42			
43			
44			
45			
46			
47			
48			

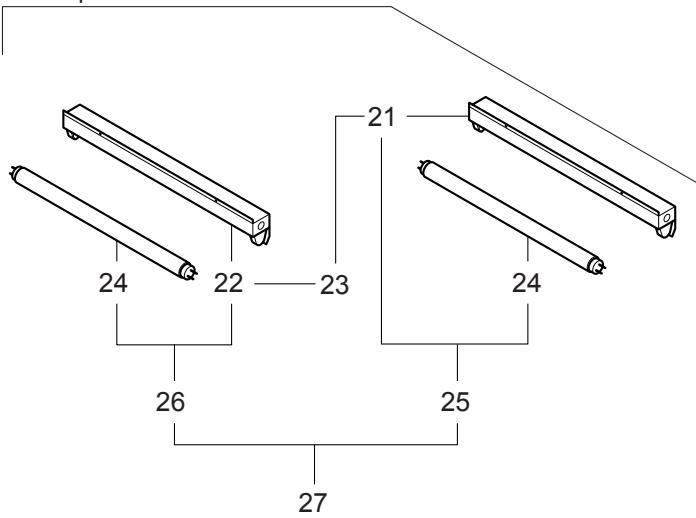
Note: As for parts with marks # , * or @, please follow our instructions on Table of Contents in your parts order.

(IA07)

For Japanese and Taiwanese Markets



For Export



FRAMING C (FOR 8-HEAD M/C)

MK-1c

Ref.No.	Description	Part No.	Remark
1	Stand :0308-1508/045*360S[A]	MQ2839@@0A00	
2	Cover :Right-side Box	030430760000	
3	Cover :Left-side Box	030430800000	
4	Wiring Cover :A :0008/360S	1B583901A000	
4	Wiring Cover :A :0008/360S/P	1B583902A000	For Sequin
5	Wiring Cover :B :0008/360S	1B583901B000	
6	Bracket :Head Card	0J1941800000	
7	Box : Y Driver	030190250000	
8	Cover :Y Driver	030190260000	
9	Bracket :Breaker :B	03013013B000	
10	Base :Card	030190240010	
11	Main Name Plate :TFMX-2 Representative Drawing	14Q20@@@0000	
12	Fluorescent Lamp :1-lamp 40W :Direct Mount[A]	0J0713700A00	For Japanese and Taiwanese Markets For the 1st Lamp
13	Fluorescent Lamp :1-lamp 40W :Direct Mount[A]	0J0710201A00	For Japanese and Taiwanese Markets For the 1st Lamp
14	Lamp :Fluorescent Lamp :40W	0J7100500000	For Japanese and Taiwanese Markets For the 1st Lamp
15	Leveling Bolt :M20*70	030530010000	
16	Vibration-preventive Base[S]	030520051S20	
17	Cover :Stand Base	030410150010	
18	Stud :No.1 :M5-75	505105200000	
19	TAJIMA Brand Name Plate	030710110000	
20	Plain Washer :M4*9*t0.3	S301040901EZ	
21	Fluorescent Lamp :2-lamp 36W :Direct Mount	0J0710700000	For Export 2nd Lamp
22	Fluorescent Lamp :Extension 36W :Direct Mount	0J0710900000	For Export 2nd Lamp
23	Fluorescent Lamp :2-lamp 36W :Direct Mount[T]	0J0711500T00	For Export 2nd Lamp
24	Lamp :Fluorescent Lamp :36W	0J7100300000	For Export
25	Fluorescent Lamp :2-lamp 36W :Direct Mount[A]	0J0710700A00	For Export 2nd Lamp
26	Fluorescent Lamp :Extension 36W :Direct Mount[A]	0J0710900A00	For Export 2nd Lamp
27	Fluorescent Lamp :2-lamp 36W :Direct Mount :F[T]	0J0713100T00	For Export 2nd Lamp
28			
29			
30			
31			
32			
33			
34			
35			
36			
37			
38			
39			
40			
41			
42			
43			
44			
45			
46			
47			
48			
49			

Note: As for parts with marks # , * or @, please follow our instructions on Table of Contents in your parts order.

(IA07)

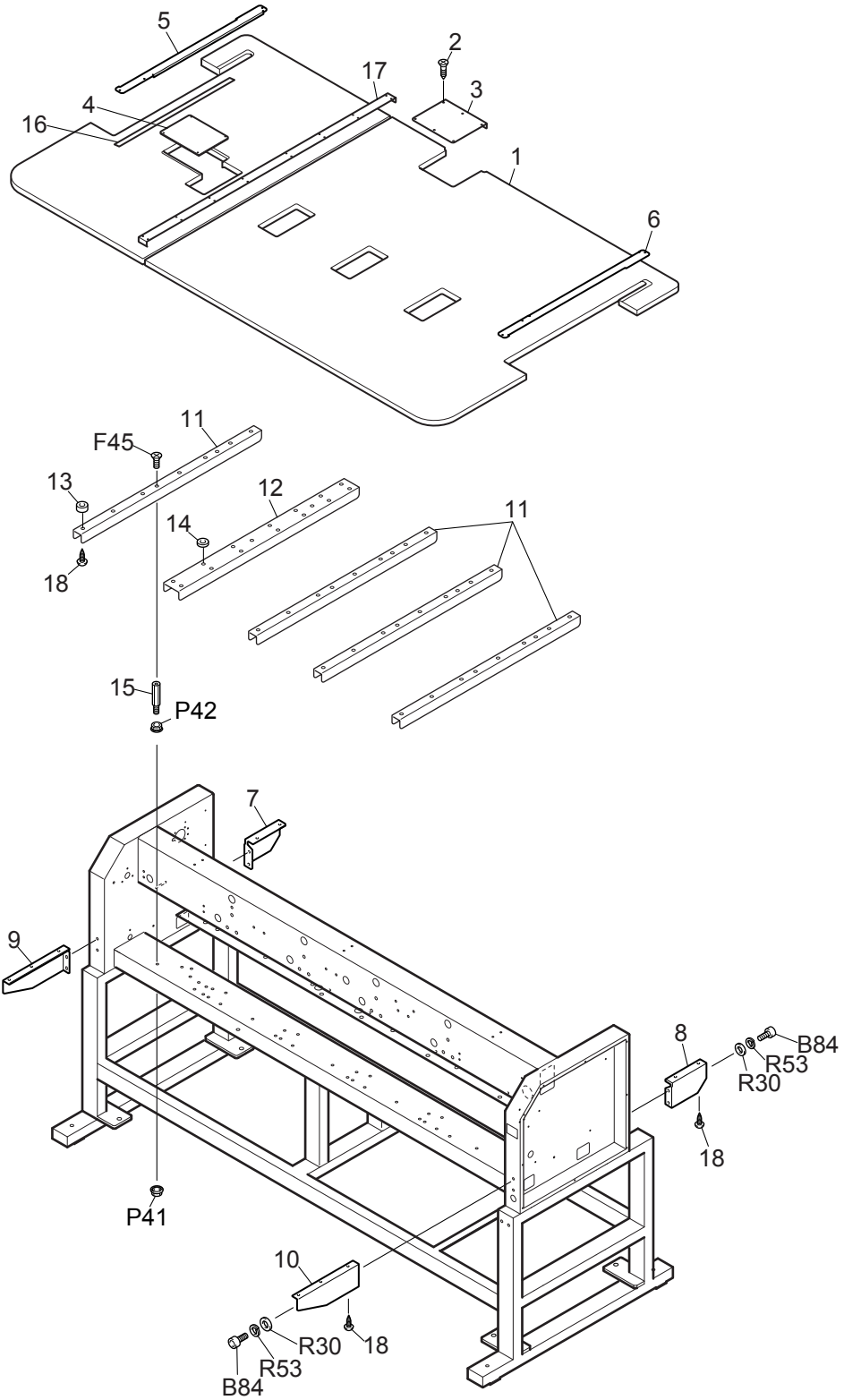


TABLE A (FOR 4-HEAD M/C)

MK-2a

Ref.No.	Description	Part No.	Remark
1	Table :0004/045*360S	2Q2439010000	
2	Countersunk Tapping Screw :M3*12	S550031202SD	
2	Countersunk Tapping Screw :M3*16	S550031602SD	
3	Cover :Y Motor :A	13425006A000	
4	Table Cover :ATH Box	134240080000	
5	Table Cover :No.42 :L	13429009L000	
6	Table Cover :No.42 :R	13429009R000	
7	Table Support :No.12 :R	15121005R050	
8	Table Support :No.12 :L	15121005L050	
9	No.5 Table Support	PX1005050000	
10	No.6 Table Support	PX1006050000	
11	No.1 Table Support	PX1001050000	
12	No.2 Table Support	PX1002050000	
13	Collar :Table Support	152150040000	
14	Collar :Table Support	152150050000	
15	Stud :No.1 :M10-50	505110010010	
16	Scale Sheet	0P1200020000	
17	Table Cover :No.41 :A	13410010A000	
18	Round Head Wood Screw	ZZ410420CC00	4.5P*20
19			
20			
21			
22			
23			
24			
25			
26			
27			
28			
29			
30			
31			
32			
33			
34			
35			
36			
37			
38			
39			
40			
41			
42			
43			
44			
45			
46			
47			
48			
49			

Note: As for parts with marks # , * or @, please follow our instructions on Table of Contents in your parts order.

TABLE B (FOR 6-HEAD M/C)

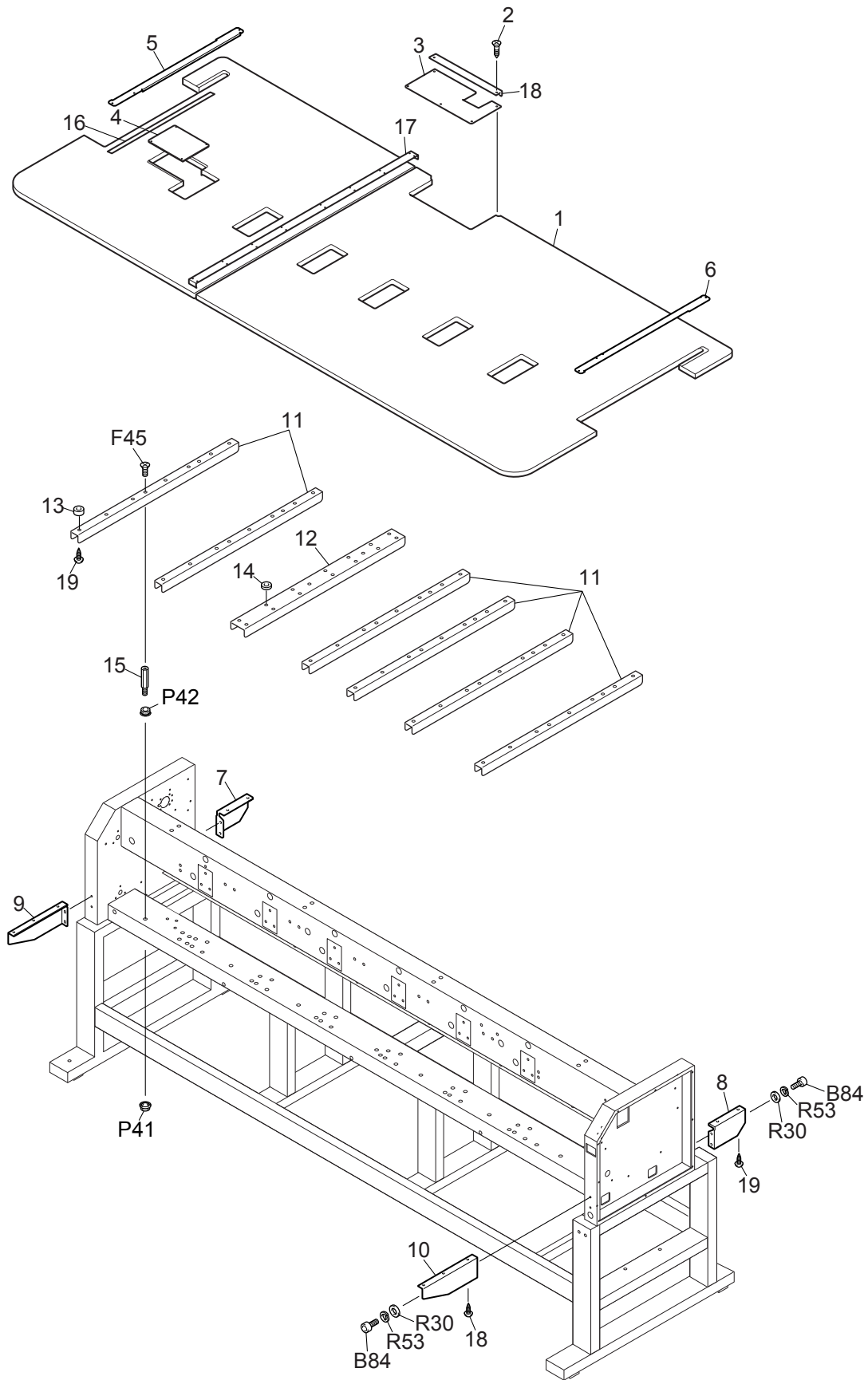


TABLE B (FOR 6-HEAD M/C)

MK-2b

Ref.No.	Description	Part No.	Remark
1	Table :0006/045*360S	2Q2639010000	
2	Countersunk Tapping Screw :M3*12	S550031202SD	
2	Countersunk Tapping Screw :M3*16	S550031602SD	
3	Cover :Y Motor :B	13425006B000	
4	Table Cover :ATH Box	134240080000	
5	Table Cover :No.42 :L	13429009L000	
6	Table Cover :No.42 :R	13429009R000	
7	Table Support :No.12 :R	15121005R050	
8	Table Support :No.12 :L	15121005L050	
9	No.5 Table Support	PX1005050000	
10	No.6 Table Support	PX1006050000	
11	No.1 Table Support	PX1001050000	
12	No.2 Table Support	PX1002050000	
13	Collar :Table Support	152150040000	
14	Collar :Table Support	152150050000	
15	Stud :No.1 :M10-50	505110010010	
16	Scale Sheet	0P1200020000	
17	Table Cover :No.41 :A	13410010A000	
18	Cover :Y Motor :C	13425006C000	
19	Round Head Wood Screw	ZZ410420CC00	4.5P*20
20			
21			
22			
23			
24			
25			
26			
27			
28			
29			
30			
31			
32			
33			
34			
35			
36			
37			
38			
39			
40			
41			
42			
43			
44			
45			
46			
47			
48			
49			

Note: As for parts with marks # , * or @, please follow our instructions on Table of Contents in your parts order.

TABLE C (FOR 8-HEAD M/C)

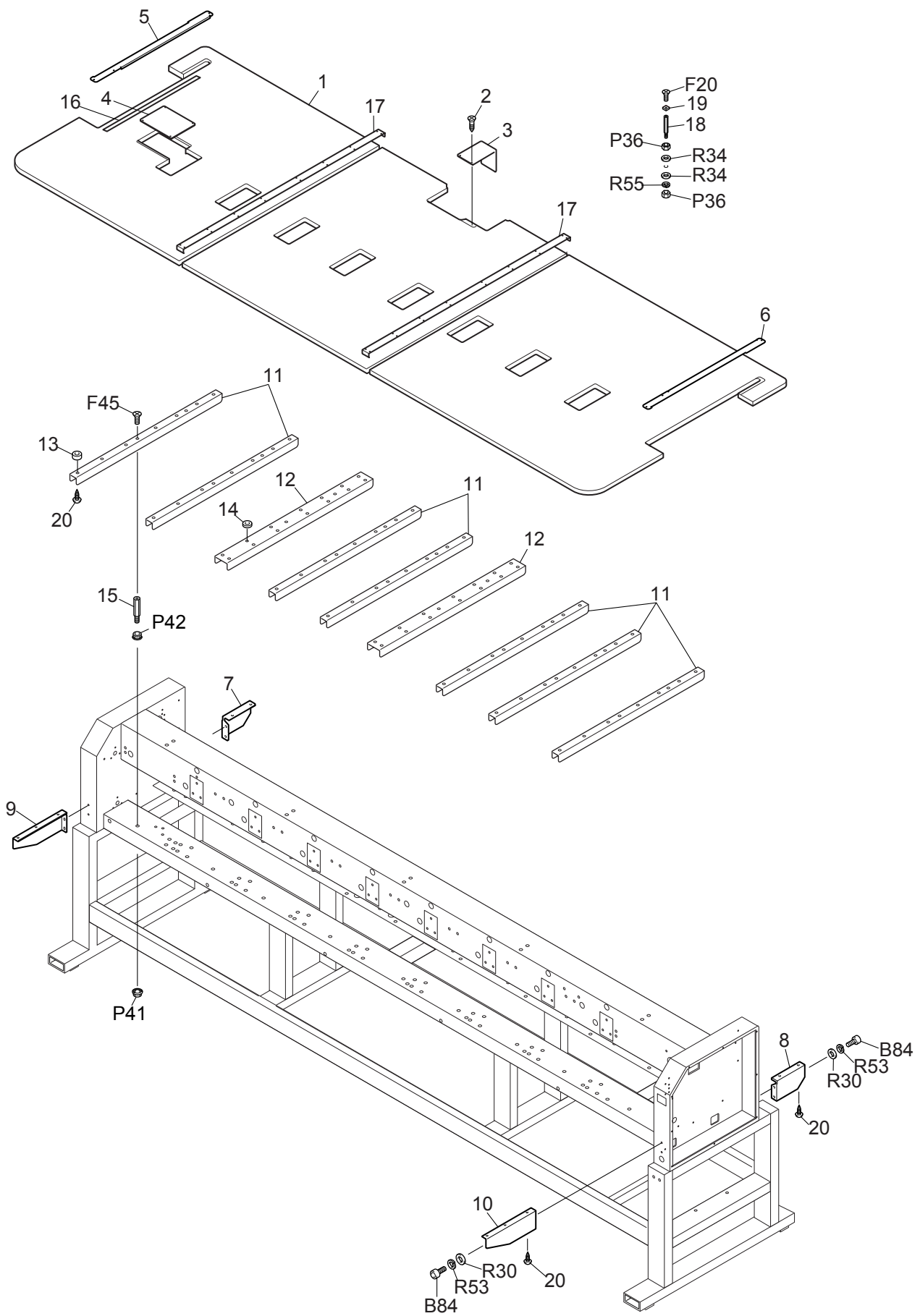


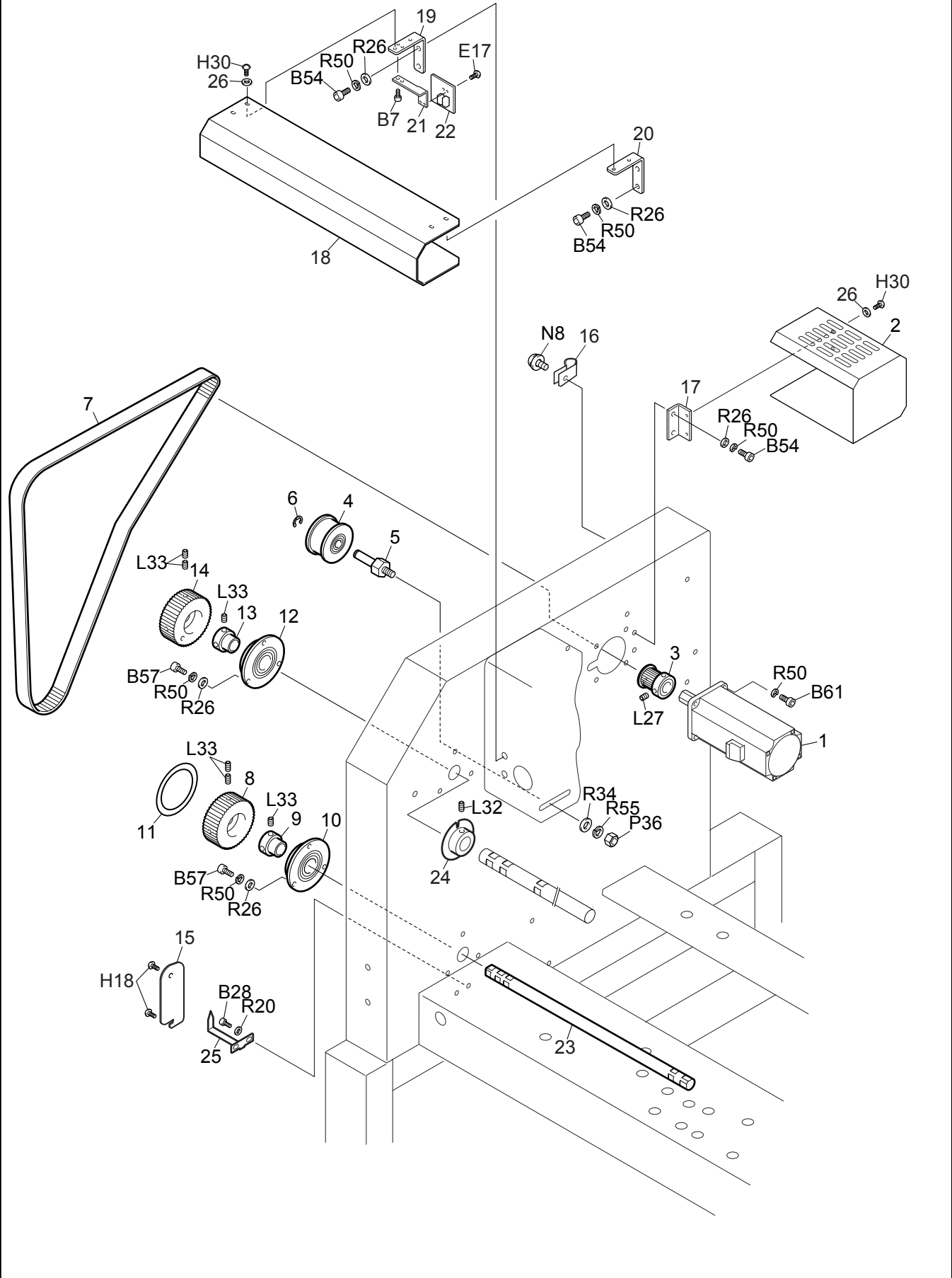
TABLE C (FOR 8-HEAD M/C)

MK-2c

Ref.No.	Description	Part No.	Remark
1	Table :0008/045*360S	2Q2839010000	
2	Countersunk Tapping Screw :M3*12	S550031202SD	
2	Countersunk Tapping Screw :M3*16	S550031602SD	
3	Cover :Y Motor	134250050000	
4	Table Cover :ATH Box	134240080000	
5	Table Cover :No.42 :L	13429009L000	
6	Table Cover :No.42 :R	13429009R000	
7	Table Support :No.12 :R	15121005R050	
8	Table Support :No.12 :L	15121005L050	
9	No.5 Table Support	PX1005050000	
10	No.6 Table Support	PX1006050000	
11	No.1 Table Support	PX1001050000	
12	No.2 Table Support	PX1002050000	
13	Collar :Table Support	152150040000	
14	Collar :Table Support	152150050000	
15	Stud :No.1 :M10-50	505110010010	
16	Scale Sheet	0P1200020000	
17	Table :Cover :No.41 :B	13410010B000	
18	Stud :No.1 :M8-82	505108020000	
19	Table Lid Holder Felt	EFZ807200000	
20	Round Head Wood Screw	ZZ410420CC00	4.5P*20
21			
22			
23			
24			
25			
26			
27			
28			
29			
30			
31			
32			
33			
34			
35			
36			
37			
38			
39			
40			
41			
42			
43			
44			
45			
46			
47			
48			
49			

Note: As for parts with marks # , * or @, please follow our instructions on Table of Contents in your parts order.

MAIN SHAFT DRIVE SYSTEM

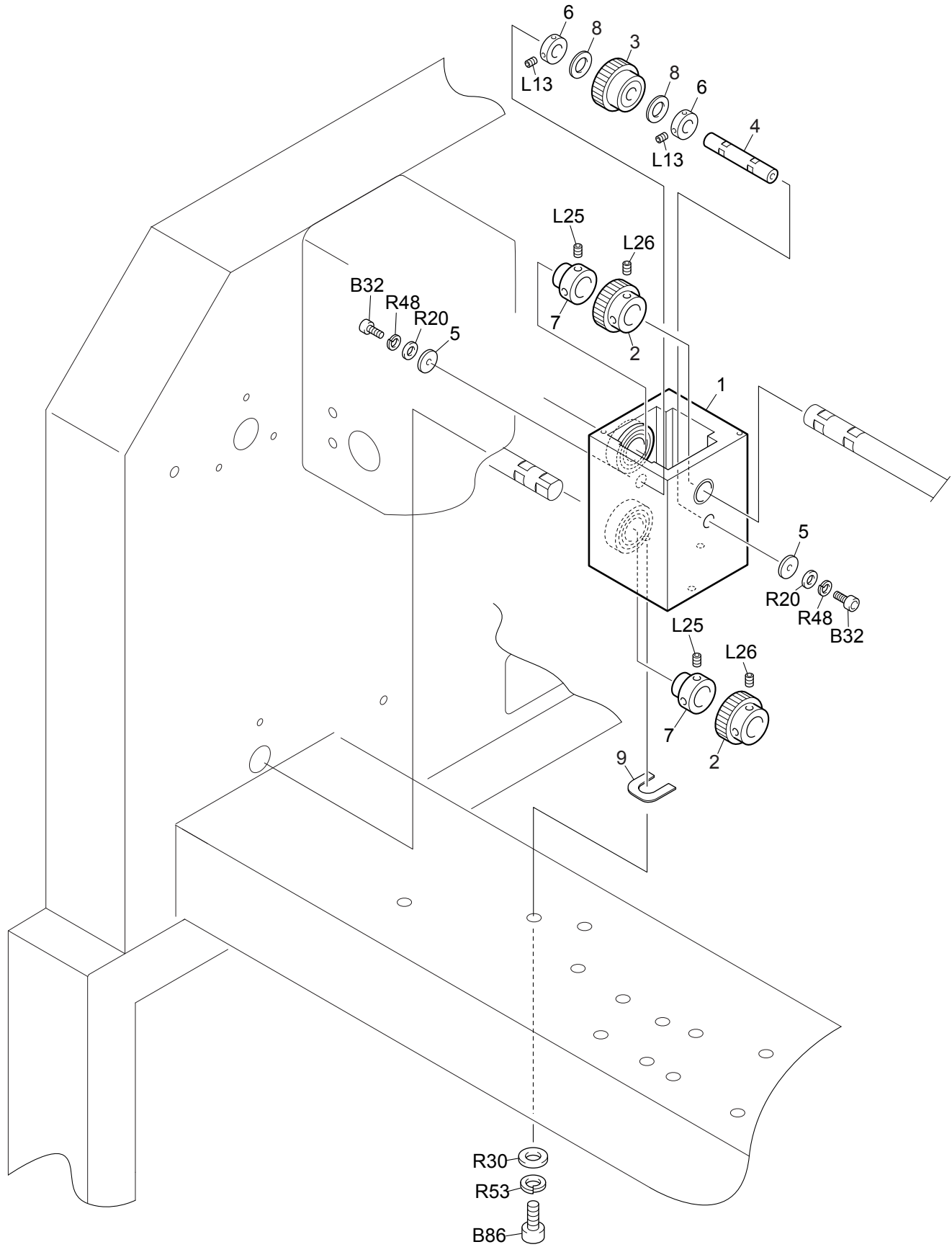


MAIN SHAFT DRIVE SYSTEM

MK-3

Ref.No.	Description	Part No.	Remark
1	Servo Motor :400W	0J6300400000	
2	Cover :Main Motor	030150170000	
3	Timing Pulley :W20-16	501440030000	
4	Flat Pulley :45mm Dia.[S]	501902020S00	
5	Screw with Roller Pin :No.3 :M8	514308080000	
6	E-ring :7mm Dia.	611100100000	
7	Timing Belt :SPTG :W20-S5M1165/G	625400170000	
8	Timing Pulley :B :W20-60	50144601B000	
9	Bearing Collar :15mm Dia.	502715040000	
10	Bearing Case :No.2 :20mm Dia.[S]	508220060S00	
11	Angle Indicator	040420230000	
12	Bearing Case :No.2: 22mm Dia.[S]	508222020S00	
13	Bearing Collar :18mm Dia.	502718010000	
14	Timing Pulley :A :W20-60	50144601A000	
15	Lid :Handle	0L2210010000	
16	Clamp :5N	644500050010	
17	Bracket :Cover	030460050010	
18	Shaft Cover :360-500P	17016008@000	
19	Base :Sensor :with Spacer	040360030000	
20	Bracket :Shaft Cover :B	030460130000	
21	Bracket :Sensor	040360020000	
22	Card :Photo-interrupter	0J4201600010	
23	Base Shaft :Rotary Hook :15P*343	040130080000	
24	Rotating Detecting Plate[S]	040360050S00	
25	Pointer	040410100000	
26	Plain Washer :M4*9*t0.3	S301040901EZ	
27			
28			
29			
30			
31			
32			
33			
34			
35			
36			
37			
38			
39			
40			
41			
42			
43			
44			
45			
46			
47			
48			
49			
50			

Note: As for parts with marks # , * or @, please follow our instructions on Table of Contents in your parts order.



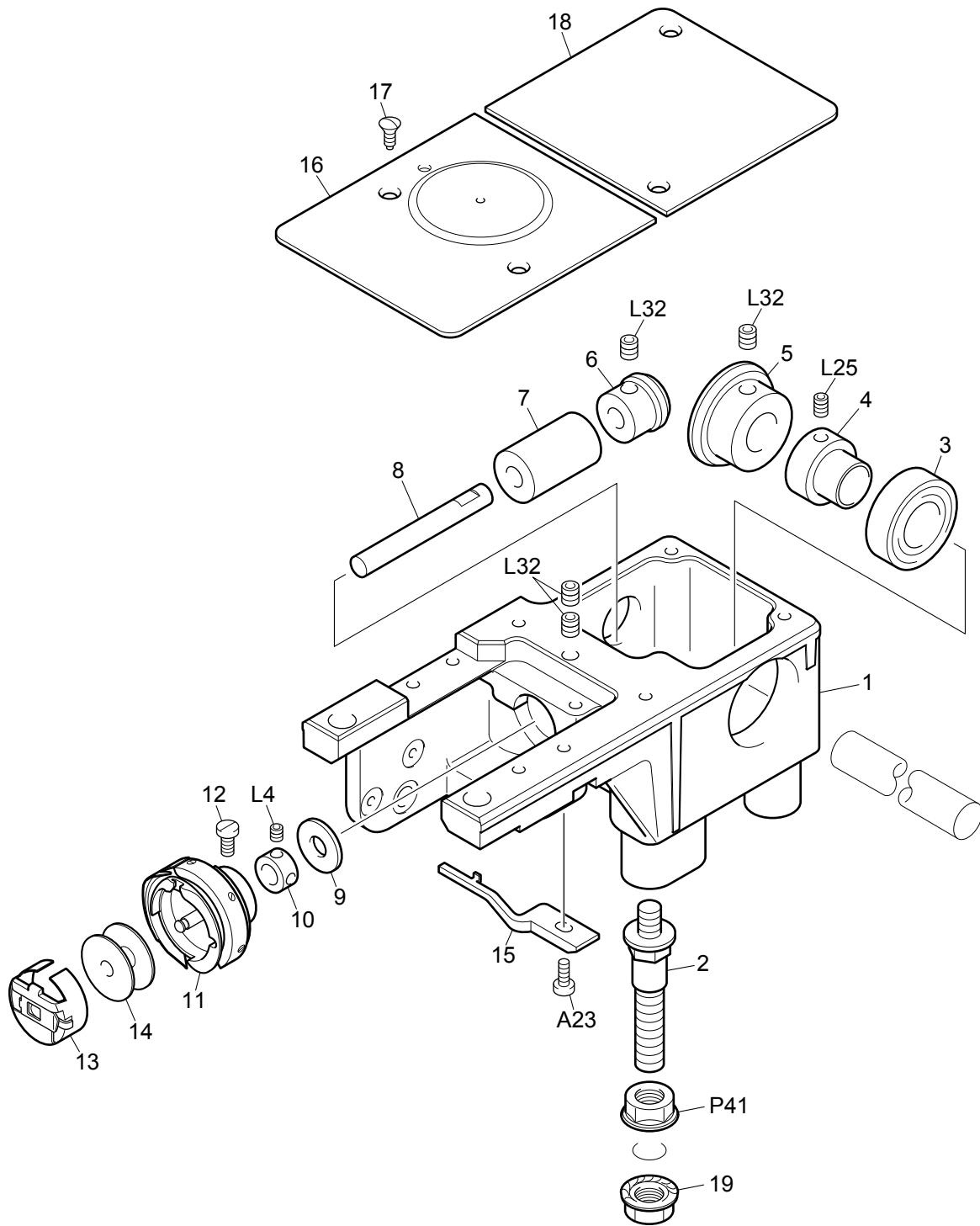
GEAR BOX

MK-4

Ref.No.	Description	Part No.	Remark
1	Gear Box :Regular Rotary Hook[S]	040130100S00	
1	Gear Box :Jumbo Rotary Hook[S]	04013010JS00	
2	Spur Gear :32T	506132030000	
3	Spur Gear :32T	506132020000	
4	Base Shaft :Rotary Hook	040130020000	
5	Plain Washer :4.2*16*t2.3	519106010000	
6	Stopper Collar :10mm Dia.	502110050000	
7	15mm Dia. Bearing Collar	EG0227000000	
8	Rulon Washer :TW-1020	6384TW102000	
9	Spacer :No.3 :t0.15	510300060000	
9	Spacer :No.3 :t0.3	510300061000	
9	Spacer :No.3 :t0.1	510300062000	
9	Spacer :No.3 :t1.0	510300063000	
10			
11			
12			
13			
14			
15			
16			
17			
18			
19			
20			
21			
22			
23			
24			
25			
26			
27			
28			
29			
30			
31			
32			
33			
34			
35			
36			
37			
38			
39			
40			
41			
42			
43			
44			
45			
46			

Note: As for parts with marks # , * or @, please follow our instructions on Table of Contents in your parts order.

(IA07)



ROTARY HOOK BASE 1

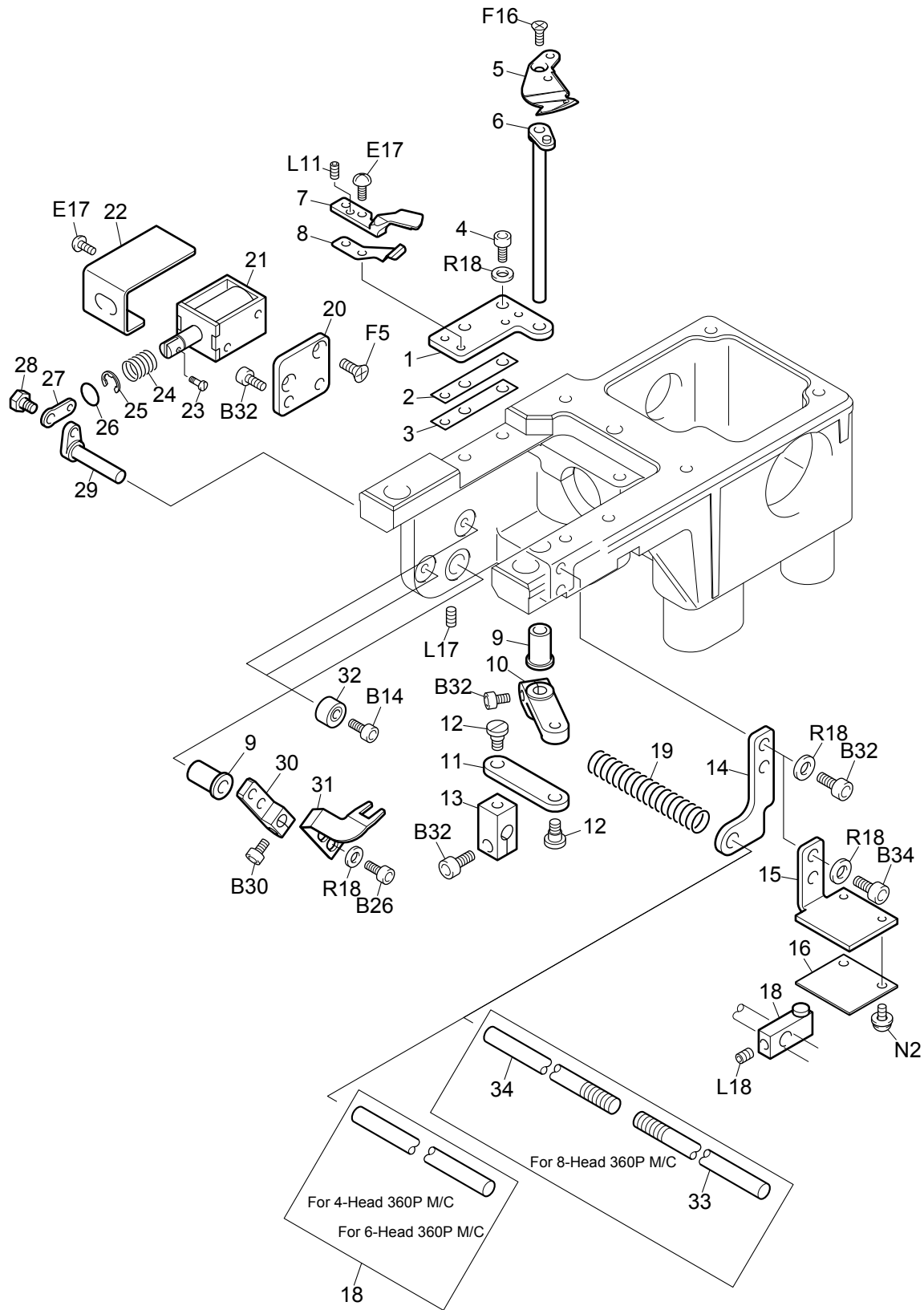
MK-5-1

Ref.No.	Description	Part No.	Remark
1	Rotary Hook Base :No.1 :Regular Rotary Hook	05011002A040	
1	Rotary Hook Base A	FXC201A40000	For Jumbo Rotary Hook
2	Rotary Hook Base Stud	050160030000	
3	Bearing :6003ZZ	630200080000	
4	Bearing Collar :15mm Dia.	502715080000	
5	Spiral Bevel Gear :No.1 :28T	506528010000	
6	Spiral Bevel Gear :No.1 :14T	506514010000	
7	Oil-bushing :No.1 :7.94mm Dia.	509179010000	
7	Rotary Hook Shaft Bushing	EFC206010000	For Jumbo Rotary Hook
8	Shaft :Rotary Hook	EF0205010000	
9	Plain Washer :7.94*19*t0.8	519108030000	
10	Stopper Collar :7.94mm Dia.	502107010000	
11	Rotary Hook :Regular Rotary Hook KHS12-RYPOET2	050210190010	
11	Rotary Hook :Jumbo Rotary Hook :HSM-ATR(MTQETA)	05022006J010	For Jumbo Rotary Hook
12	Rotary Hook Set Screw	ME0506000000	
13	Bobbin Case :BC-HR(4)-NBL	050240150000	
13	Bobbin Case :Jumbo Rotary Hook DBM(Z2)-NBL	05025001J000	For Jumbo Rotary Hook
14	Bobbin :Regular Rotary Hook	050260010020	
14	Bobbin :HSM Aluminum Full Hard Alumite	05027002J000	For Jumbo Rotary Hook
15	Rotary Hook Support :Regular Rotary Hook	050310100000	
15	Rotary Hook Support :Jumbo Rotary Hook	05031008J000	For Jumbo Rotary Hook
16	Needle Plate	FX020201****	
17	Round Countersunk Head Screw :11/64*8.4B	511554010000	
18	Top Lid	050310060010	
19	Hexagon Nut with Disk Spring	S213100003SD	
20			
21			
22			
23			
24			
25			
26			
27			
28			
29			
30			
31			
32			
33			
34			
35			
36			
37			
38			
39			
40			
41			
42			
43			
44			

Note: As for parts with marks # , * or @, please follow our instructions on Table of Contents in your parts order.

(IA07)

ROTARY HOOK BASE 2



ROTARY HOOK BASE 2

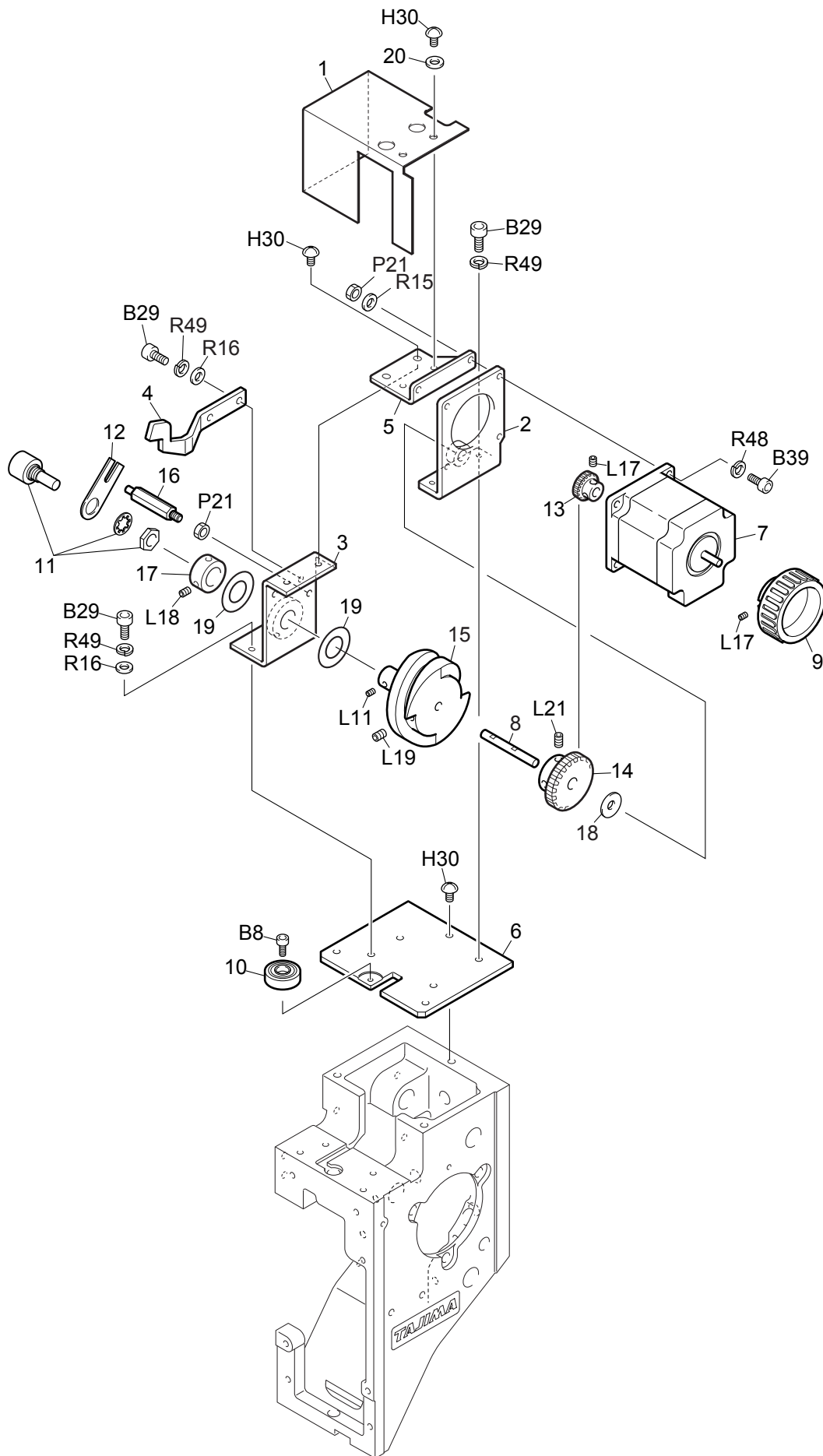
MK-5-2

Ref.No.	Description	Part No.	Remark
1	Base :Fixed Knife	050320300000	
2	Spacer :No.2 :t0.1	510200350000	0.1mm Thick
3	Spacer :No.2 :t0.05	510200360000	0.05mm Thick
4	Hexagon Socket Head Cap Screw :11/64*10	511954010000	
5	Movable Knife	050320330000	
6	Shaft :Movable Knife[S]	050320450S50	
7	Fixed Knife	050320340000	
8	Under Thread Presser	050320350000	
9	Oil-bushing :No.2 :5mm Dia.	509205010000	
10	Lever :Movable Knife	050320680000	
11	Connecting Plate :Movable Knife Lever	050320690000	
11	Connecting Plate	0L0110080000	For the Last Head
12	Stepped Screw :No.1 :M4*6.7	512104100010	
13	Clamp :ATH Rod	050320390000	
14	Holder :ATH Rod	050320310000	
15	Bracket :Proximity Switch	050320370000	
16	Card :Magnetic Sensor A	0J4200800000	
17	Magnet Block	050320380000	
18	Thread Trimming Shaft	DH020200****	For 4-Head/6-Head 360P M/C
19	Compression Spring :0.8mm Dia.	507608040030	
20	Bracket :Picker Solenoid	050320250000	
21	Solenoid :Open Frame	640600021010	
22	Cover :Picker Solenoid	050320220020	
23	Stepped Screw :No.1 :M2.5*6	512130010000	
24	Compression Spring :0.6mm Dia.	507606020000	
25	E-ring :4mm Dia.	611100070000	
26	O-ring :6.8mm Dia.	050320510000	
27	Connecting Plate :Cam Shaft	050320260000	
28	Stepped Screw :No.1 :9/64*5.5	512153070000	
29	Shaft :Picker[S]	050320460S10	
30	Bracket :Picker	050320230000	
31	Picker	050320240020	
32	Damper Ring :3mm Dia. E[S]	050320470S00	
33	Thread Trimming Shaft A	DH0202A1****	For 8-Head 360P M/C
34	Thread Trimming Shaft B	DH0202B1****	For 8-Head 360P M/C
35			
36			
37			
38			
39			
40			
41			
42			
43			
44			
45			
46			
47			
48			
49			

Note: As for parts with marks # , * or @, please follow our instructions on Table of Contents in your parts order.

(IA07)

COLOR CHANGE SYSTEM



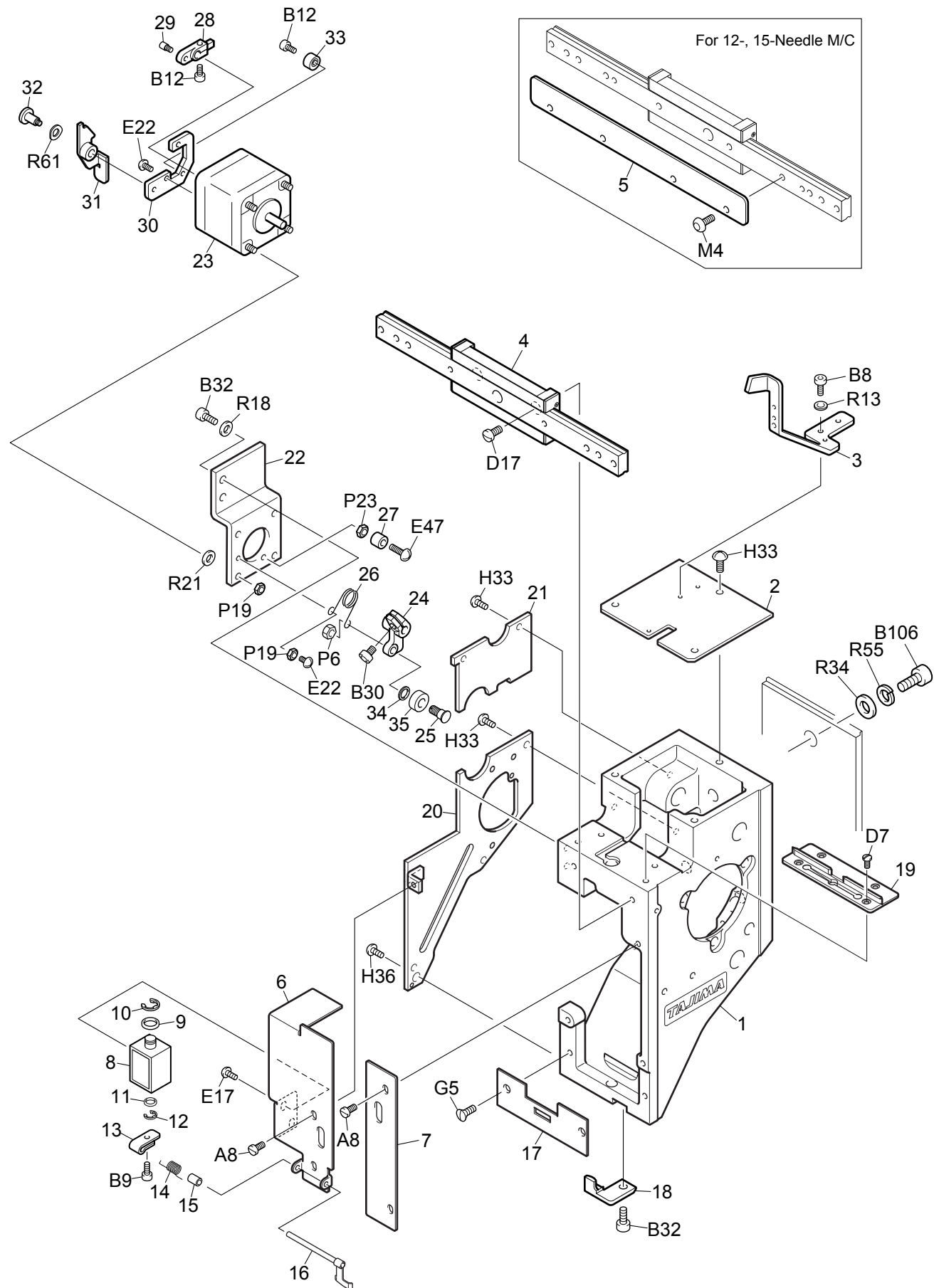
COLOR CHANGE SYSTEM

MK-6

Ref.No.	Description	Part No.	Remark
1	Cover :Change	070120430010	
2	Base :Change Motor[S]	070120440S10	
3	Bearing Case :Change[S]	070120450S20	
4	Sensor Arm	070120460000	
5	Reinforcing Plate	070120480010	
6	Base :Change	070120420000	
7	Pulse Motor :56mm Square :Double-end[T]	0J6105200T00	
8	Shaft :Change Cam	070120130000	
9	Knob :B	08052001B000	
10	Roller Pin[S]	080290040S00	
11	Potentiometer	640900010000	
12	Bracket :Potentiometer	0C0420020010	
13	Spur Gear :20T	506120040000	
14	Spur Gear :40T	506140060000	
15	Cam :Change	070110090000	
16	Stud :No.4 :M4-27.5	505404030010	
17	Stopper Collar :12mm Dia.	502112030000	
18	Rulon Washer :6mm Dia.	638400010000	
19	Rulon Washer :TW-1225	638400080000	
20	Plain Washer :M4*9*t0.3	S301040901EZ	
21			
22			
23			
24			
25			
26			
27			
28			
29			
30			
31			
32			
33			
34			
35			
36			
37			
38			
39			
40			
41			
42			
43			
44			
45			
46			
47			
48			
49			
50			

Note: As for parts with marks # , * or @, please follow our instructions on Table of Contents in your parts order.

ARM 1



ARM 1

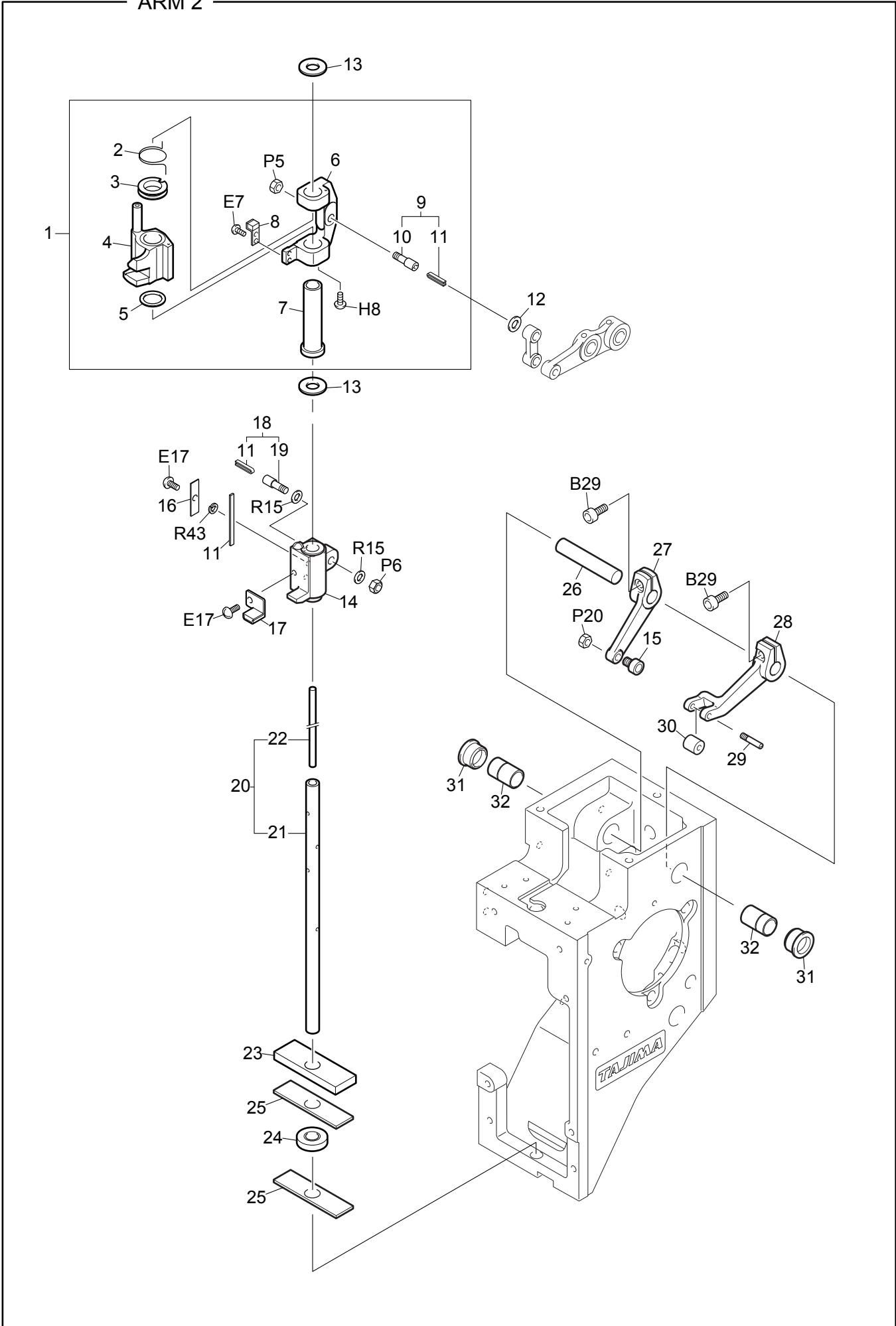
MK-7-1

Ref.No.	Description	Part No.	Remark
1	Head	080120010010	
2	Base :Bearing	080290020000	
3	Sensor Arm	0C0230090000	
4	Linear Way :Needle Bar Case :06-15-Needle	08025004@000	
5	Reinforcing Plate :@-Needle	08025005@000	
6	Head Front Cover :L	08042002L000	
7	Head Front Cover :R	08042002R000	
8	Solenoid :Open Frame :LCP98M	640600120000	
9	O-ring :S-7	6122S0700000	
10	E-ring :4mm Dia.	611100070000	
11	O-ring :SS-18	612200150000	
12	E-ring :1.5mm Dia.	611100040000	
13	Lever	080270010000	
14	Torsion Spring :0.5mm Dia.	507305020000	
15	Collar :No.1 :3.1mm Dia.	502505010000	
16	Lever :Drive	080270040000	
17	Guide Plate :Needle Bar Case	080250020000	
18	Guide Bracket :Needle Bar Case	080250030010	
19	Take-up Lever Guide Rail	080280070000	
20	Side Cover :Head :Lower	080430220000	
21	Side Cover :Head :Upper	080430010000	
22	Bracket :Jump Motor	080320490000	
23	Pulse Motor :42mm Square :Double-end	0J6107902000	
24	Lever :Jump	080320420010	
25	Stepped Screw :No.1 :11/64*8.2	512154010000	
26	Torsion Spring :0.9mm Dia.	507309040020	
27	Damper Ring :4mm Dia.	080320410000	
28	Lever :Jump Motor	080320390000	
29	Screw with Pin :No.1 :M3-4	513103010000	
30	Base :Clutch Lever	080320380000	
31	Clutch Lever	080320370S10	
32	Stepped Screw :No.1 :M3*2.8	512203010000	
33	Damper Ring :3mm Dia. E[S]	050320470S00	
34	Washer :4.8*8*t0.8	S301040801KC	
35	Roller :4.7mm Dia.	515110010000	
36			
37			
38			
39			
40			
41			
42			
43			
44			
45			
46			
47			
48			
49			
50			

Note: As for parts with marks # , * or @, please follow our instructions on Table of Contents in your parts order.

(IA07)

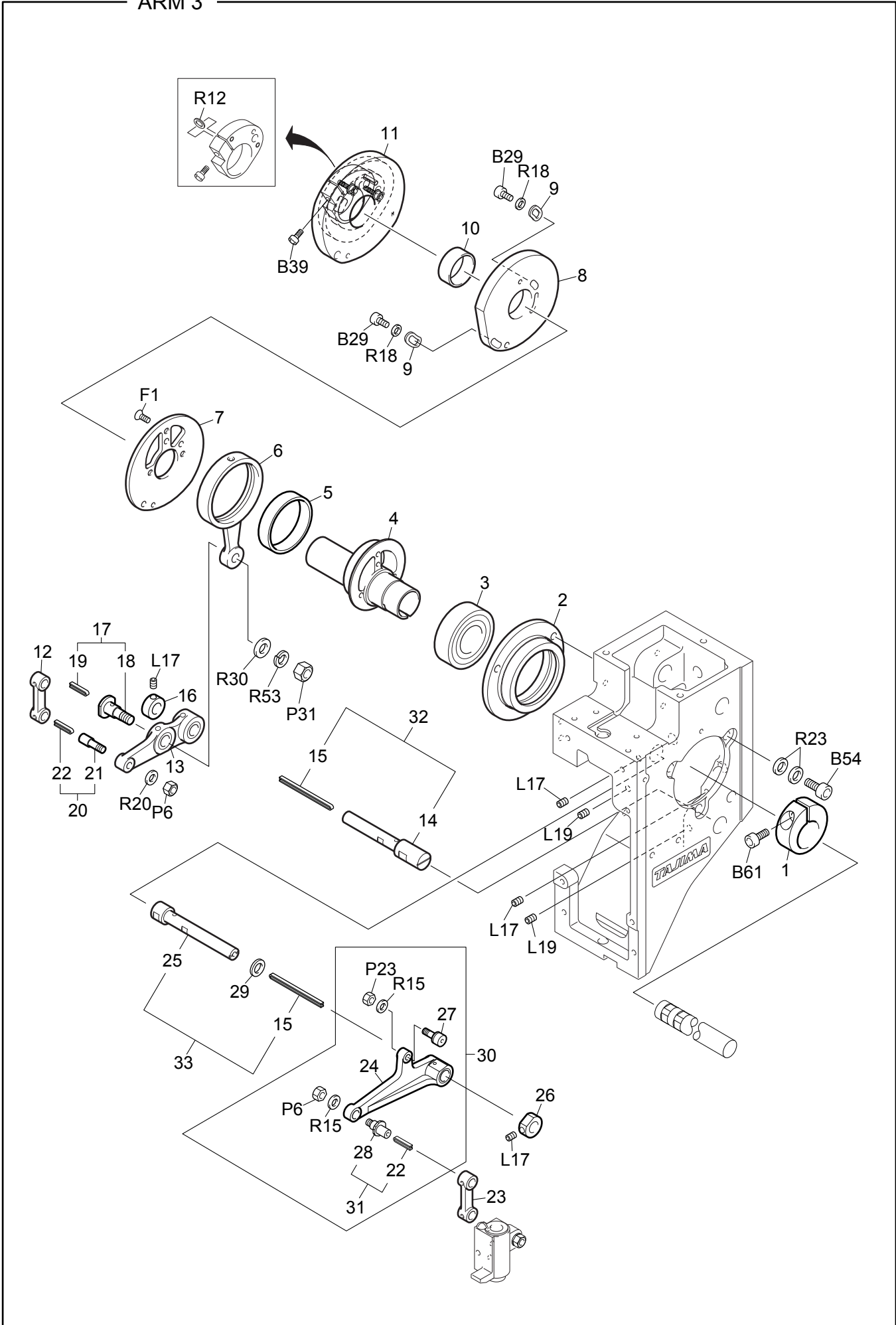
ARM 2



ARM 2

MK-7-2

Ref.No.	Description	Part No.	Remark
1	Needle Bar Reciprocator :GN[A]	080210360A10	
2	Torsion Spring :0.7mm Dia.	507307010000	
3	Holder :Jump Spring	080210110000	
4	Needle Bar Reciprocator[S]	080210270S30	
5	Plain Washer :10.3*14*t0.5	519112010000	
6	Reciprocator Slide Block	080210140020	
7	Plastic Bushing :No.2 :7.24mm Dia.	509472050010	
8	Damper Bracket	080210090000	
9	Screw with Pin :No.3 :11/64-7.7[A]	513354030A00	
10	Screw with Pin :No.3 :11/64-7.7	513354040000	
11	Wick	080240120000	
12	Plain Washer :6*9.5*t0.5	519106043010	0.5mm Thick
12	Plain Washer :6*9.5*t0.4	519106042010	0.4mm Thick
12	Plain Washer :6*9.5*t0.3	519106041010	0.3mm Thick
13	Felt :14mm Dia.	080240060000	
14	Presser Foot Reciprocator[S]	080210060S00	
15	C Flange Pin[S]	503303010S20	
16	Plate	080250060000	
17	Damper Bracket	080210180000	
18	Screw with Pin :No.3 :11/64-7.7[A]	513354020A10	
19	Screw with Pin :No.3 :11/64-7.7	513354020010	
20	Needle Bar Drive Shaft[S]	080210120S40	
21	Needle Bar Drive Shaft	080210120040	
22	Wick	080240020010	
23	Felt :Needle Bar Drive Shaft :B	080240070000	
24	Guide :Needle Bar Case[S]	080250170S00	
25	Felt :Needle Bar Drive Shaft	080240010000	
26	Straight Pin :No.1 :8mm Dia.	503101130000	
27	Lever :Take-up Lever	080230020000	
28	Arm :Take-up Lever	080230060000	
29	Screw with Pin :No.4 :M3-12.5	513403020000	
30	Roller :3mm Dia.	515103010000	
31	Lid :Take-up Lever Bearing Case :13mm Dia.	080290010000	
32	Bearing Case Bushing :No.1 :8mm Dia.	509508080000	
33			
34			
35			
36			
37			
38			
39			
40			
41			
42			
43			
44			
45			
46			
47			
48			



ARM 3

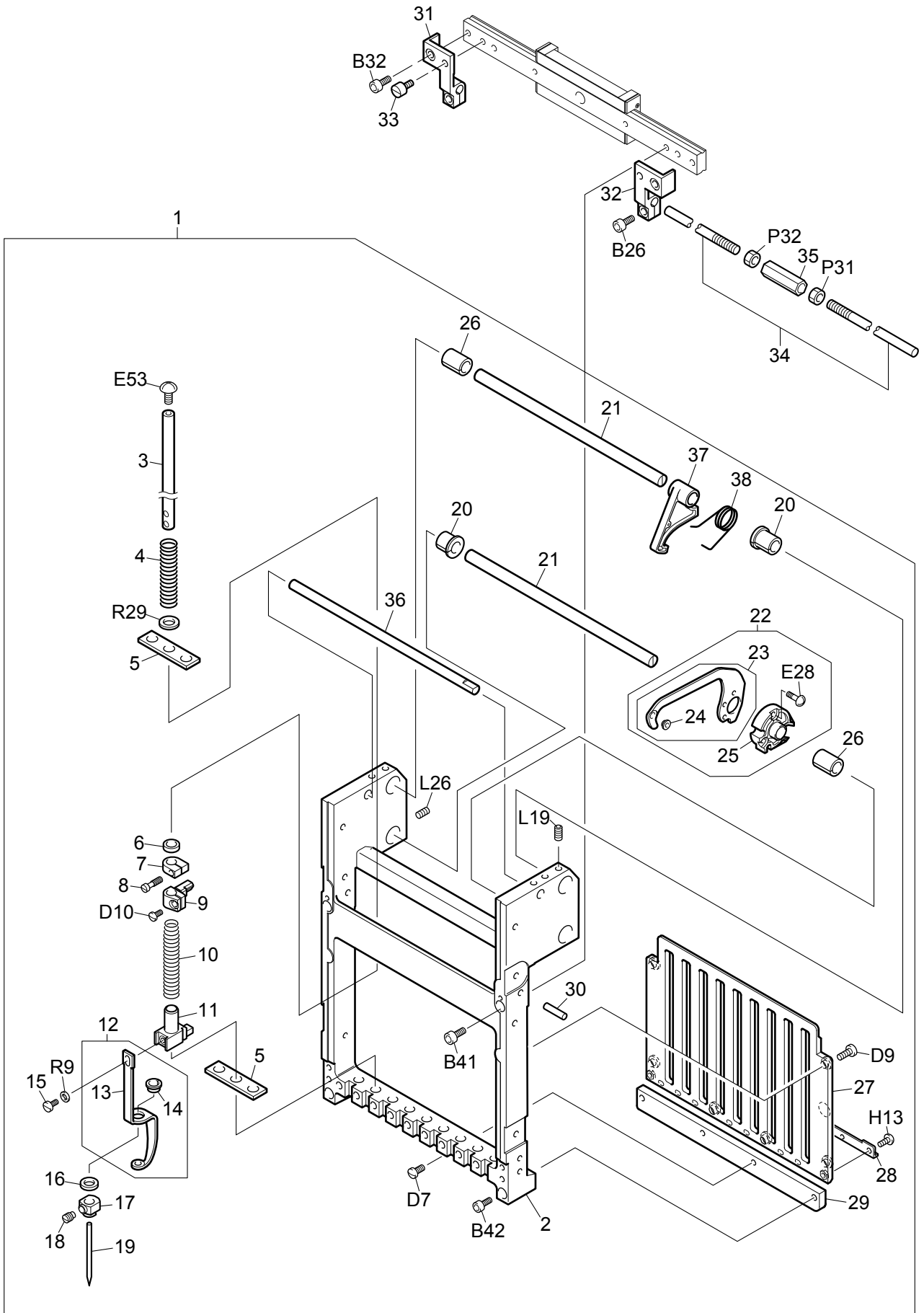
MK-7-3

Ref.No.	Description	Part No.	Remark
1	Tightening Collar :21mm Dia.	502221010000	
2	Bearing Case :No.2: 22mm Dia.[S]	508222010S00	
3	Bearing :60/22ZZ	630200040000	
4	Cam: Needle Bar	080220010000	
5	Needle Cage :KT404310NE01B2	634400070000	
6	Connecting Rod :51.7	080220040000	
7	Base :Take-up Lever Cam	080220050000	
8	Cam :Take-up Lever: Regular Rotary Hook	080220060000	
8	Cam :Take-up Lever: Jumbo Rotary Hook	080220070000	For Jumbo Rotary Hook
9	Washer :Cam	080220180000	
10	Collar :No.1 :21mm Dia.	502521010000	
11	Cam :Presser Foot[A]	080220021A00	
12	Connecting Rod	080230210000	
13	Lever :Needle Bar[S]	080230050S00	
14	Stepped Pin :No.4	503204040000	
15	Wick	080240040010	
16	Stopper Collar :8mm Dia.	502108020000	
17	Stepped Screw :No.2 :M6*21[S]	512206030S00	
18	Stepped Screw :No.2 :M6*21	512206030000	
19	Wick	080240140000	
20	Screw with Pin :No.3 :11/64-7.7[A]	513354020A10	
21	Screw with Pin :No.3 :11/64-7.7	510054050000	
22	Wick	080240120000	
23	Connecting Rod :26	080230010000	
24	Lever :Presser Foot	080230140030	
25	Stepped Pin :No.4	503204030000	
26	Stopper Collar :8mm Dia.	502108050000	
27	Cam Follower :CFS4-15E02	634500020000	
28	Screw with Pin :No.4 :11/64E	080230150010	
29	Plain Washer :8*15*t0.5	519108050000	
30	Drive Lever Set	UN250C010000	
31	Screw with Roller Pin :No.4 :11/64E[S]	080230150S10	
32	Stepped Pin :No.4[S]	503204040S00	
33	Stepped Pin :No.4[S]	503204030S00	
34			
35			
36			
37			
38			
39			
40			
41			
42			
43			
44			
45			
46			
47			
48			
49			

Note: As for parts with marks # , * or @, please follow our instructions on Table of Contents in your parts order.

(IA07)

NEEDLE BAR CASE 1



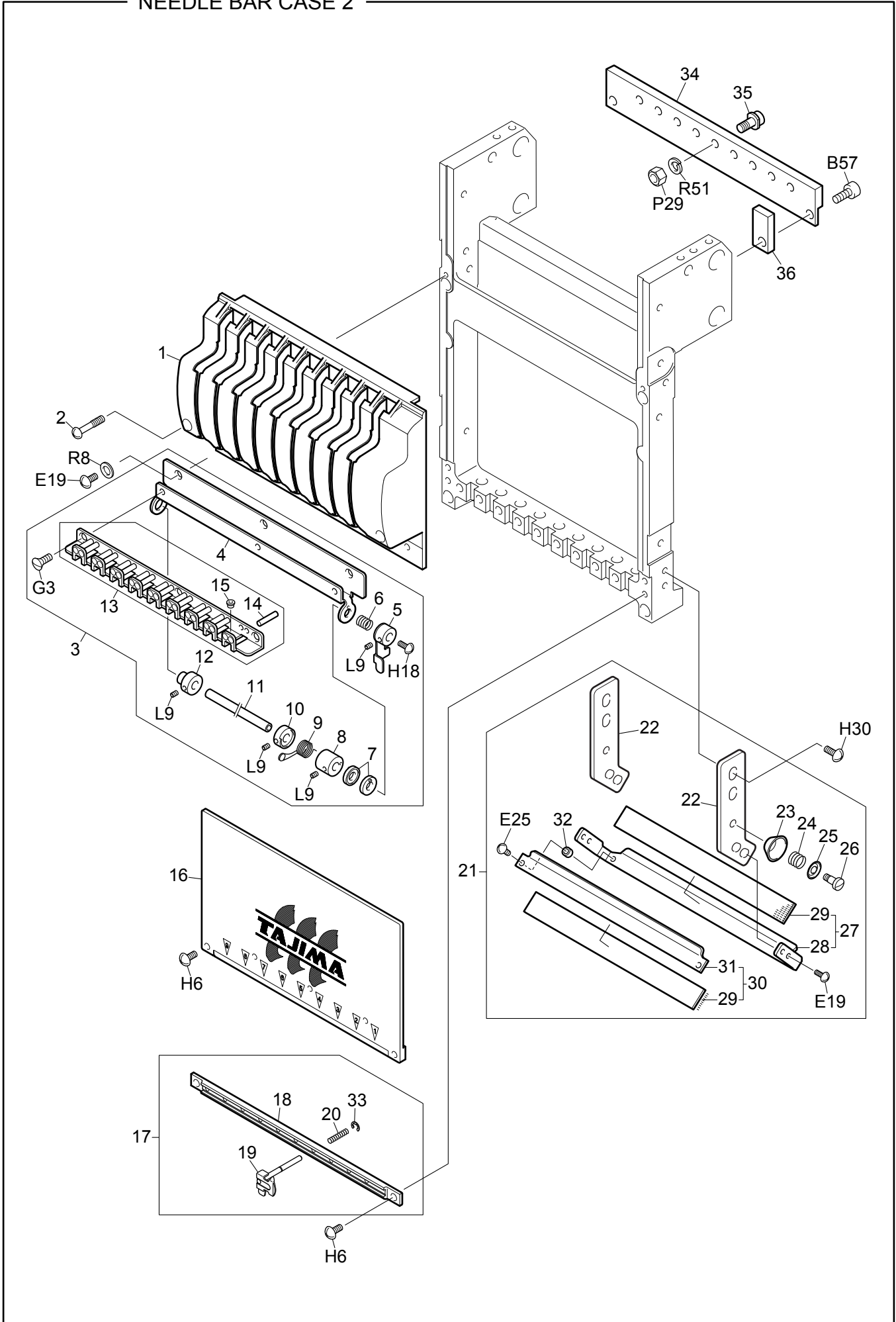
NEEDLE BAR CASE 1

MK-8-1

Ref.No.	Description	Part No.	Remark
1	Needle Bar Case Set	UN260125####	
2	Needle Bar Case :@@-Needle	09012001@000	
2	Needle Bar Case :1st :@@-Needle	09012002@000	For the 1st Head
3	Needle Bar	090410020000	
4	Compression Spring :0.5mm Dia.	507605090020	
5	Felt Packing	090430040000	
6	Damper Ring	090430020010	
7	Stopper :Upper Dead Point	090420040010	
8	Flat Fillister Head Screw :9/64*12	SA41741201UN	
9	Needle Bar Connecting Stud	090420060010	
10	Compression Spring :0.9mm Dia.	507609030000	
11	Presser Foot Connecting Stud	090420020010	
12	Presser Foot Connecting Stud :A[A]	09042002AA10	
13	Presser Foot	090460070000	
14	Split Collar :Presser Foot	090460040020	
15	Flat Fillister Head Screw :1/8*44	090470020000	
16	Damper Ring	090430070020	
17	Needle Clamp[S]	090420010S30	
18	Slotted Set Screw :11/64*6B	511754010003	
19	Needle :DB-K5Z1 #11	616500080000	DB K5Z1 #11
20	Split Collar :No.2 :8mm Dia.	502408020000	
20	Split Collar :No.2 :8mm Dia.	502408010000	For 15-Needle M/C
21	Straight Pin :No.1 :8mm Dia.	50310114@000	
21	Straight Pin :No.1 :8mm Dia.	50310114Y000	For 12-Needle M/C
21	Straight Pin :No.1 :8mm Dia.	50310114X000	For 15-Needle M/C
22	Take-up Lever[A]	090310050A20	
23	Take-up Lever	090310050S20	
24	Thread Guide Collar :1.8mm Dia.	516503010010	
25	Boss :Take-up Lever	090310040010	
26	Split Collar :No.1 :8mm Dia.	502308010000	
26	Split Collar :No.1 :8mm Dia.	502308020000	For 15-Needle M/C
27	Needle Bar Guide Rail :@@-Needle	0904500@@000	
28	Rail Guide	08027006@000	
29	Rail :Case :Lower :@@-Needle	09044001@010	
30	Parallel Pin :4*16-h7	611200050000	
31	Bracket :Change Rod :L	08026001L000	
32	Bracket :Change Rod :R	08026001R000	
33	Flat Fillister Head Screw :M4*10	511104010000	
34	Change Rod :6mm Dia. :0604-1504/360S	QQ540401@000	For 4-Head 360P M/C
34	Change Rod :6mm Dia. :0606-1506/360S	QQ560403@000	For 6-Head 360P M/C
34	Change Rod :6mmDia. :0606-1506/500S	QQ560403@000	For 6-Head 500P M/C
34	Change Rod :6mm Dia. :0608-1508/360S	QQ580401@000	For 8-Head 360P M/C
35	Screw Joint :M6	504506010010	
36	Straight Pin :No.2 :6mm Dia.	50310210@000	
37	Lever :Stopper	090320010000	
38	Torsion Spring :1mm Dia.	507310040000	
39			
40			
41			
42			

Note: As for parts with marks # , * or @, please follow our instructions on Table of Contents in your parts order.

(IA07)



NEEDLE BAR CASE 2

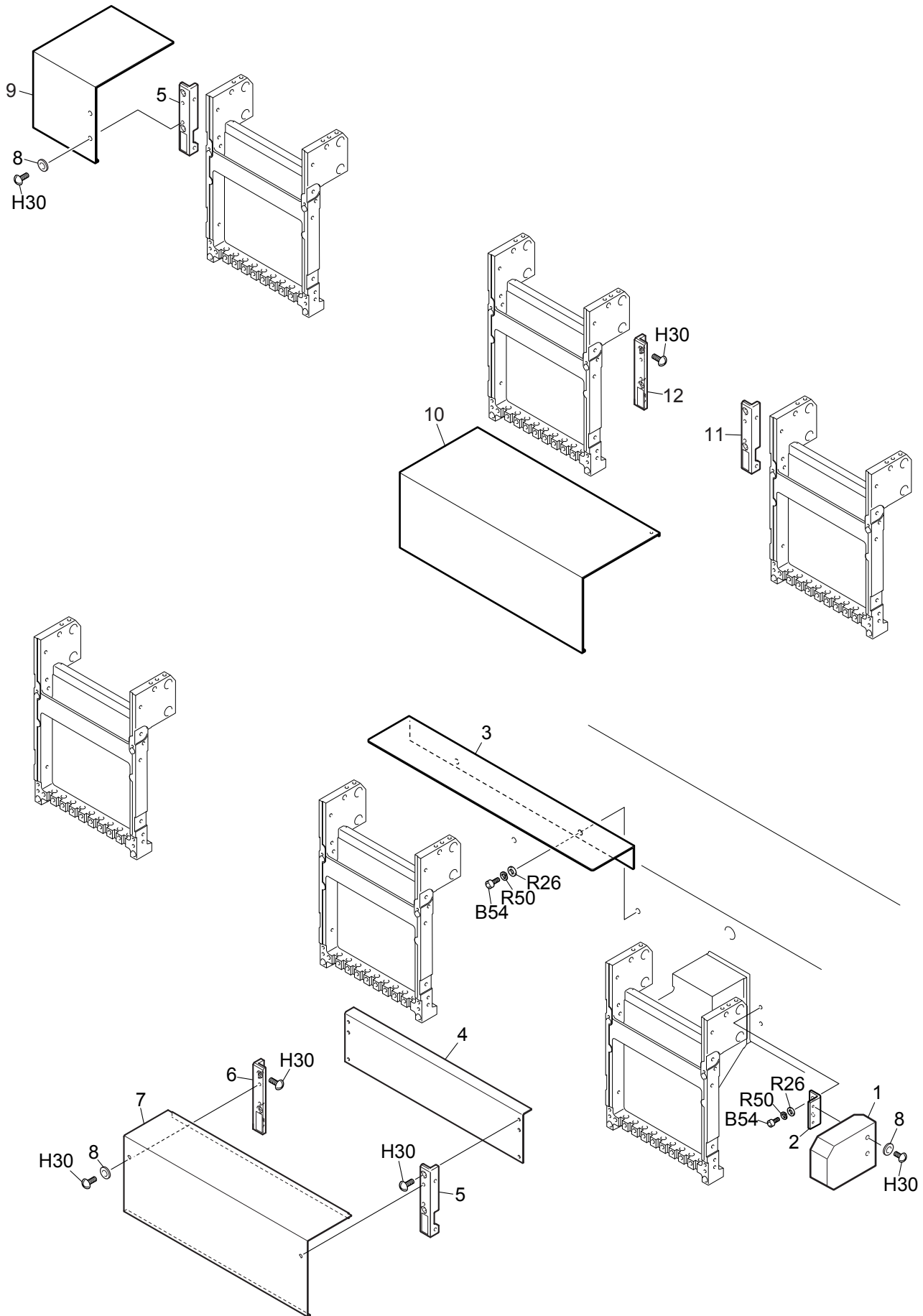
MK-8-2

Ref.No.	Description	Part No.	Remark
1	Take-up Lever Cover :@@-Needle	09053002@000	
2	Pan Head Screw :9/64*25	511353010000	
3	Roller-type Middle Thread Guide :3-15-needle	U950@0000010	
4	Base :Roller-type Middle Thread Guide :@@-Needle	09021010@020	
5	Retracting Lever[S]	090210110S00	
6	Compression Spring :0.6mm Dia.	507606030000	
7	Ratchet	090210050000	
8	Tension Collar	090210040000	
9	Thread Take-up Spring :No.2 :0.4mm	507204010000	
10	Stroke Adjuster :A	090210020000	
11	Shaft :5mm Dia. :@@-Needle	09021001@010	
12	Bearing Case Bushing :No.2 :5mm Dia.	509605010000	
13	Roller-type Middle Thread Guide :@@-Needle[S]	09021009@s30	
14	Straight Pin :No.1 :3mm Dia.	503101150010	
15	Thread Guide Collar :1.8mm Dia.	516503010010	
16	Face Plate :Needle Bar Case :@@-Needle	09051001@060	
16	Face Plate :Needle Bar Case :15-Needle	09051001X090	
17	Upper Thread Lock :FN :@@-Needle	U960@0000000	
18	Base :Upper Thread Lock	08027005@000	
19	Lock Shaft[S]	080270030S00	
20	Compression Spring :0.3mm Dia.	507603040010	
21	Base :Upper Thread Holder :@@-Needle	U943@0000000	
22	Bracket :Upper Thread Holder	0B0200010000	
23	Thread Suspender Disk	0B0200050000	
24	Compression Spring :0.3mm Dia.	507603020000	
25	Presser :Thread Suspender Spring	0B0200060000	
26	Stepped Screw :No.1 :9/64*7.5	512153040000	
27	Thread Presser Base (with Tape)	UN680172####	
28	Base :Upper Thread Holder :06-Needle	0B0200096000	
28	Base :Upper Thread Holder :09-Needle	0B0200099000	
28	Base :Upper Thread Holder :12-Needle	0B020009X000	
28	Base :Upper Thread Holder :15-Needle	0B020009Y000	
29	Velcro :03-15-Needle	0B020007@000	
30	Upper Thread Holder :@@-Needle[S]	0B020010@s00	
31	Upper Thread Holder :@@-Needle	0B020018@000	
32	Collar :No.1 :3mm Dia.	502503070000	
33	E-ring :1.5mm Dia.	611100040000	
34	Base :Change Roller :@@-Needle	07011006@000	
35	Screw with Roller Pin :No.1 :M5[S]	514105030S00	
36	Spacer Block	070110330000	
37			
38			
39			
40			
41			
42			
43			
44			
45			
46			

Note: As for parts with marks # , * or @, please follow our instructions on Table of Contents in your parts order.

(IA07)

FRONT COVER



FRONT COVER

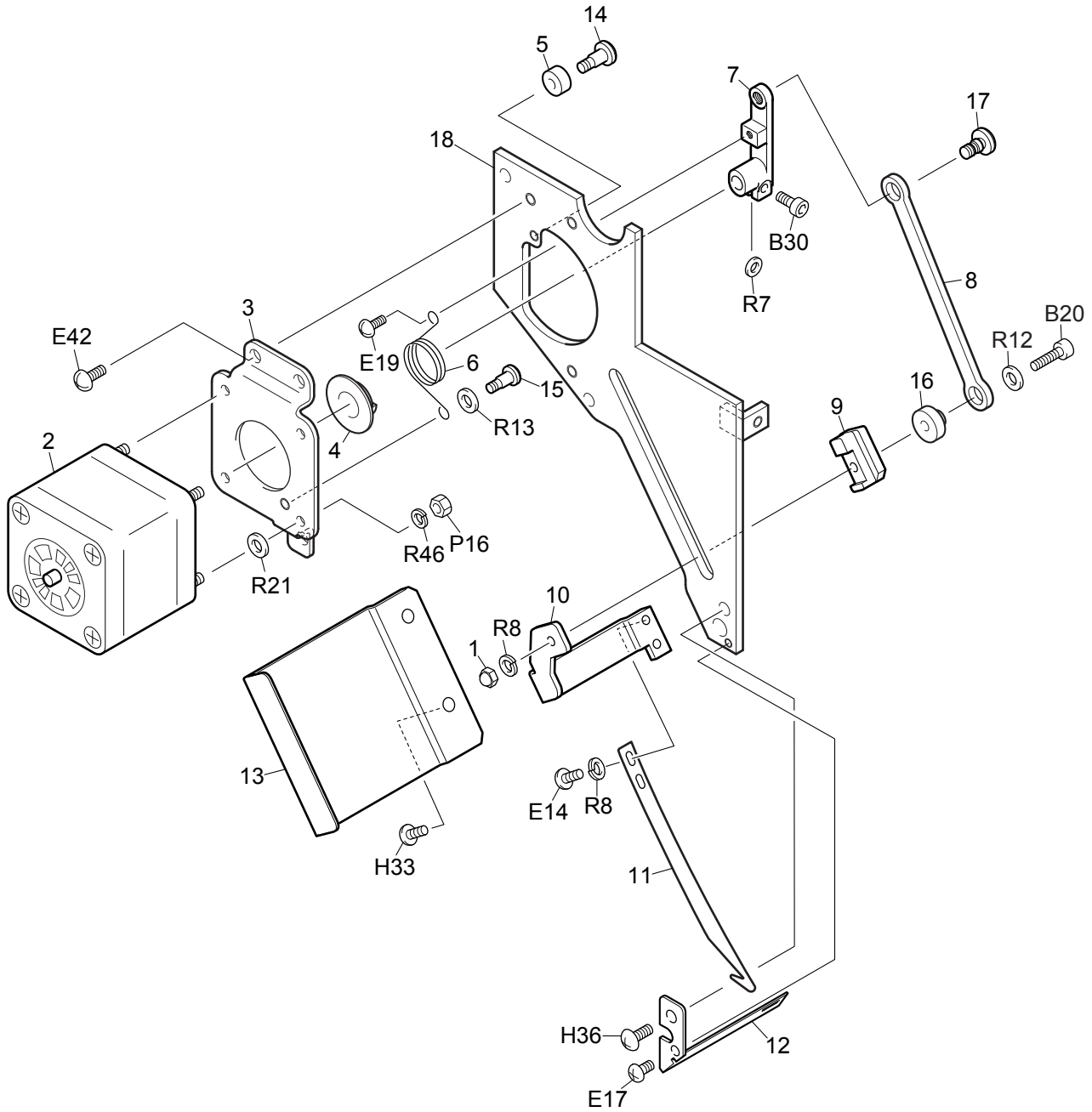
MK-9

Ref.No.	Description	Part No.	Remark
1	Cover :21mm Dia. Tightening Collar	170110070000	
2	Bracket :Cover	030460050010	
3	Top Cover :360-500P	17016007@000	
4	Joint Plate :03-15-Needle	17121@@@0000	
5	Bracket :Front Cover :L[S]	17111015LS00	
6	Bracket :Front Cover :R[S]	17111015RS00	
7	Front Cover :No.1 :1st :06-15-Needle	17101@@@0000	
8	Nylon Washer	BPNN04090300	
9	Front Cover :No.7 :L90	170120010000	
10	Front Cover :No.1 :03-15-needle	17045@@@0000	
11	Bracket :Front Cover :L[S]	17111014LS00	
12	Bracket :Front Cover :R[S]	17111014RS00	
13			
14			
15			
16			
17			
18			
19			
20			
21			
22			
23			
24			
25			
26			
27			
28			
29			
30			
31			
32			
33			
34			
35			
36			
37			
38			
39			
40			
41			
42			
43			
44			
45			
46			
47			
48			
49			
50			

Note: As for parts with marks # , * or @, please follow our instructions on Table of Contents in your parts order.

(IA07)

UPPER THREAD HOLDER SET



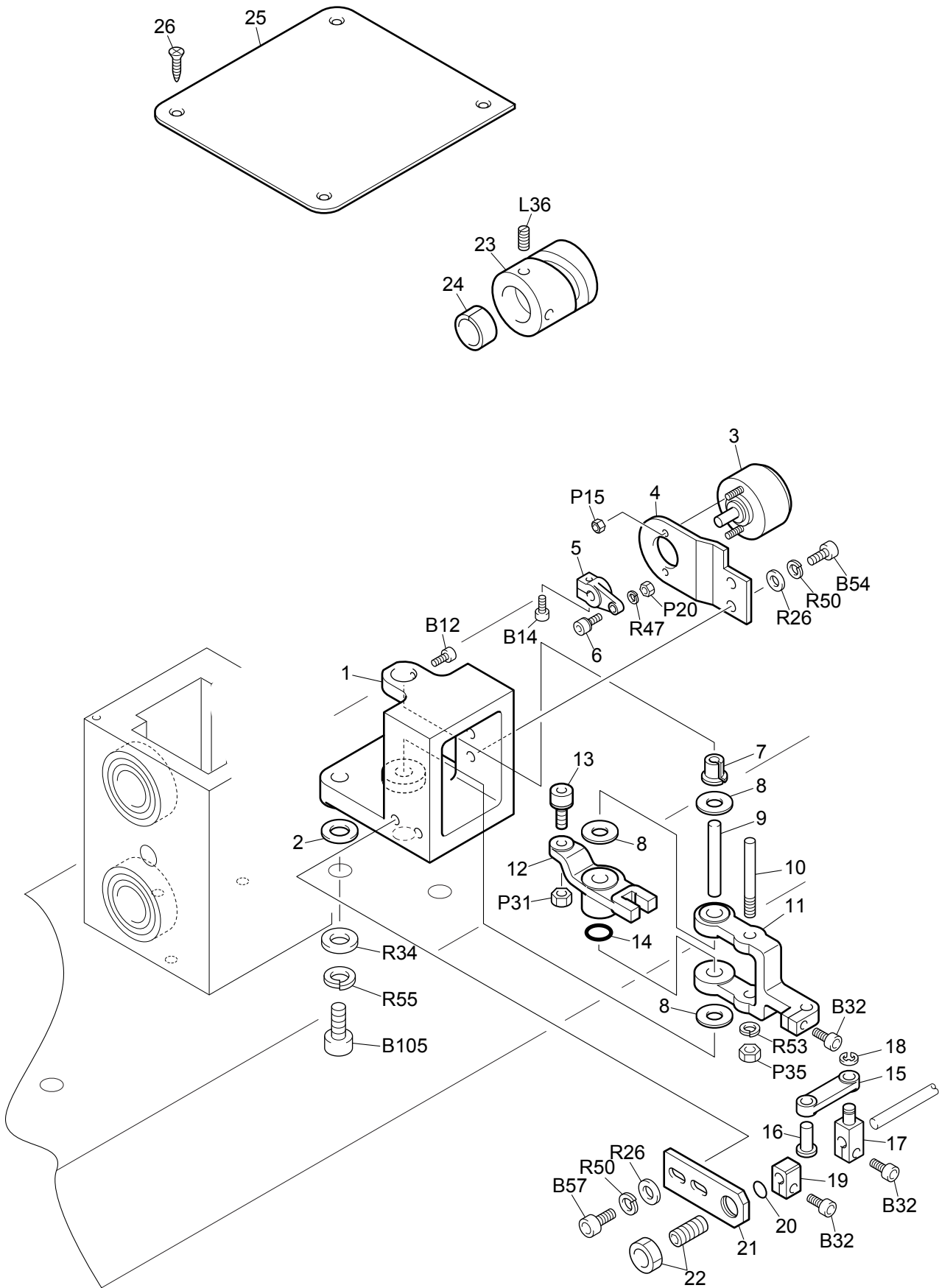
UPPER THREAD HOLDER SET

MK-10

Ref.No.	Description	Part No.	Remark
1	Hexagon Cap Nut	SSN603SD0000	M3 Type 1
2	Pulse Motor :42mm Square :Double-end	0J6107802000	
3	Base :Hook Motor	0B0110420000	
4	Collar :Spring Guide	502522010010	
5	Damper Ring :4mm Dia.	080320410000	
6	Torsion Spring: 0.8mm Dia.	507308190000	
7	Lever :Hook	0B0110090020	
8	Connecting Plate :Hook	0B0110080010	
9	Slide: Hook	0B0110070000	
10	Joint :Hook	0B0110050000	
11	Hook	0B0110040000	
12	Guide :Hook	0B0110060000	
13	Cover :Hook	0B0120010000	
14	Stepped Screw :No.1 :9/64*10	512153020000	
15	Stepped Screw :No.1 :9/64*7.5	512153040000	
16	Spacer :Slide Hook	0B0110370000	
17	Stepped Screw :No.1 :M4*6.7	512104100010	
18	Side Cover :Head :Lower	080430220000	
19			
20			
21			
22			
23			
24			
25			
26			
27			
28			
29			
30			
31			
32			
33			
34			
35			
36			
37			
38			
39			
40			
41			
42			
43			
44			
45			
46			
47			
48			
49			
50			

Note: As for parts with marks # , * or @, please follow our instructions on Table of Contents in your parts order.

CAM DRIVE SYSTEM SET

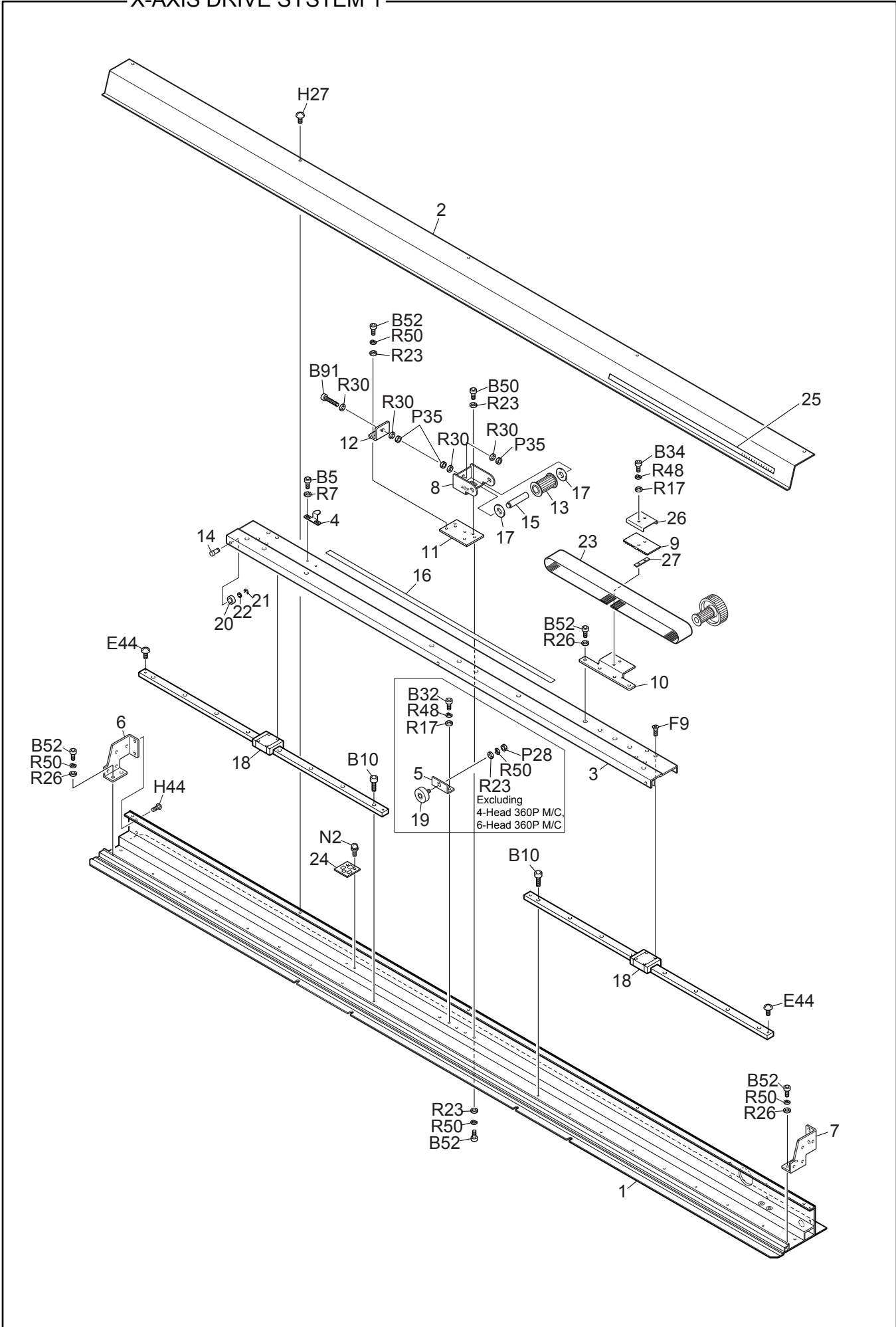


CAM DRIVE SYSTEM SET

MK-11

Ref.No.	Description	Part No.	Remark
1	Base :ATH	0E0110090000	
2	Plain Washer :12.5*22*t0.1	519114010000	0.1mm Thick
2	Plain Washer :12.5*22*t0.3	519114011000	0.3mm Thick
2	Plain Washer :12.5*22*t1	519114012000	1.0mm Thick
3	Solenoid :Rotary	640600090000	
4	Bracket :ATH Solenoid	0E0210450010	
5	Lever :ATH Solenoid	0E0210570000	
6	Screw with Roller Pin :No.1[S]	514131010S00	
7	Split Collar :No.2 :8mm Dia.	502408020000	
8	Rulon Washer :8mm Dia.	638400050000	
9	Straight Pin :No.1 :8mm Dia.	503101190000	
10	Screw with Pin :No.4 :M6-36	513106010000	
11	Arm :ATH Connecting Plate	0E0210420000	
12	Lever :ATH Cam	0E0210400000	
12	Lever :ATH Cam/Jumbo Rotary Hook	0E0210500000	
13	Roller Pin[S]	514405020S00	
14	O-ring :P-8	612200060000	
15	Connecting Rod	0E0210440000	
16	Flange Pin :No.1	503501070000	
17	Clamp :ATH Rod	0E0210390000	
18	E-ring :4mm Dia.	611100070000	
19	Stopper :ATH Rod	0E0210470000	
20	O-ring :P-6	612200040000	
21	Holder :ATH Shaft	0E0210460000	
22	Case Bearing	BPCSA0602M00	
23	Thread Trimming Cam	SF0202010000	
24	Cam Split Collar	SF0211000000	
25	Table Cover :No.42 :345S	134240020010	
26	Countersunk Tapping Screw :3P*12	S550031201MZ	
27			
28			
29			
30			
31			
32			
33			
34			
35			
36			
37			
38			
39			
40			
41			
42			
43			
44			
45			
46			
47			

Note: As for parts with marks # , * or @, please follow our instructions on Table of Contents in your parts order.



X-AXIS DRIVE SYSTEM 1

MK-12-1

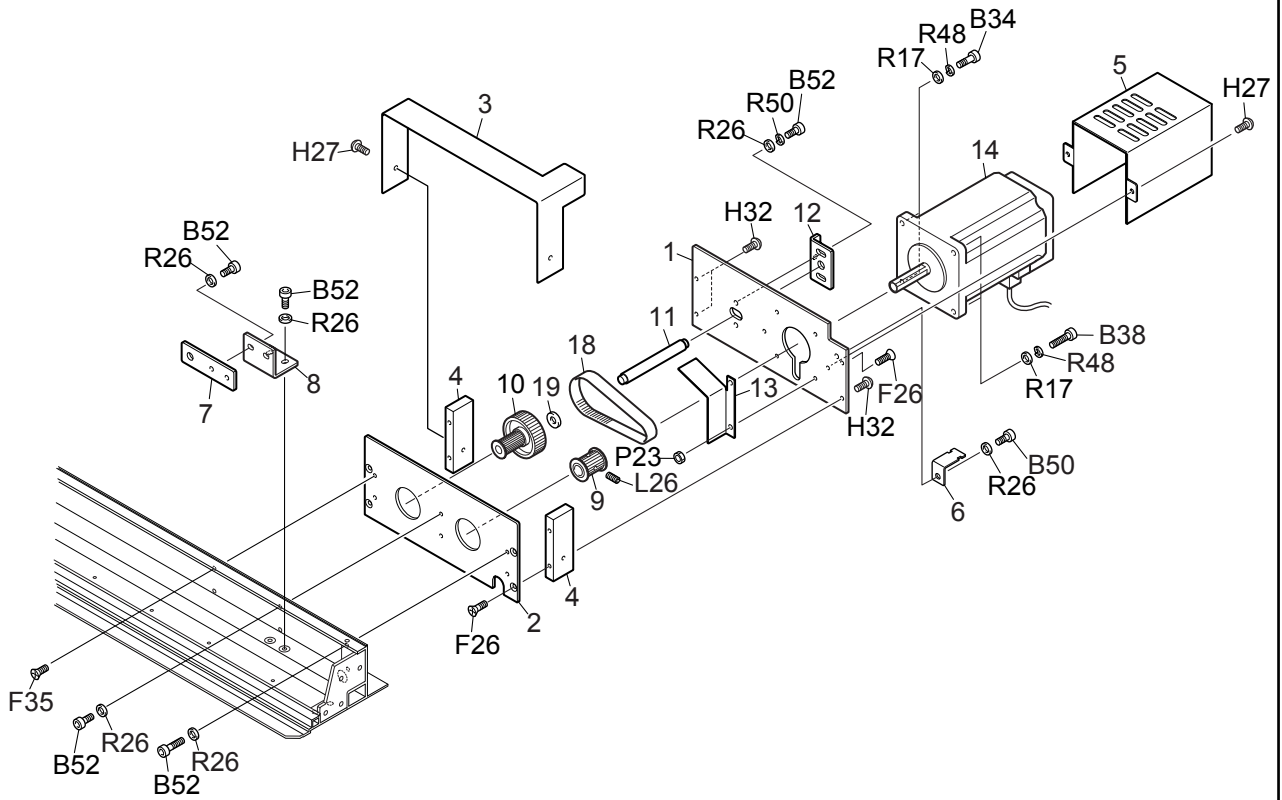
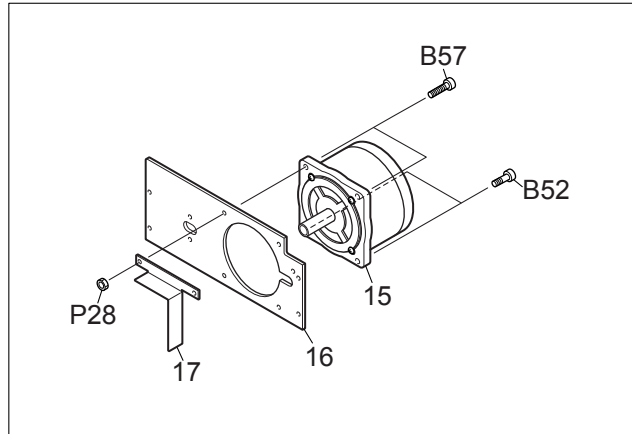
Ref.No.	Description	Part No.	Remark
1	Z-spec. Frame :0004/360S[S]	0F4110150S00	
1	Z-spec. Frame :0006/360S[S]	0F4110170S00	
1	Z-spec. Frame :0008/360S[S]	0F4110190S00	
2	Cover :Z-spec. Frame :0004/360S	0F4110210000	
2	Cover :Z-spec. Frame :0006/360S	0F4110230000	
2	Cover :Z-spec. Frame :0008/360S	0F4110250000	
3	Slide Base :0004/360S[S]	0F4120090S00	
3	Slide Base :0006/360S[S]	0F4120110S00	
3	Slide Base :0008/360S[S]	0F4120130S00	
4	Sensor Plate :No.1[S]	0F4140060S00	
5	Base :Roller Pin	0F4160450000	
6	Bracket :Z-spec. Frame Drive Base :L	0F416034L000	
7	Bracket :Z-spec. Frame Drive Base :R	0F416034R000	
8	Holder :Timing Pulley	0F4160350000	
9	Belt Catcher Plate :X	0F4160370000	
10	Base :Belt Catcher	0F4160380000	
11	Plate :Tension Base	0F4160410000	
12	Base :Tension	0F4160420000	
13	Timing Pulley :W30-16[S]	501463010S00	
14	Stepped Pin :No.1	503201010000	
15	Stepped Pin :No.1	503201020000	
16	Rail Plate :0.5*10*300-6500	518102@@0000	
17	Rulon Washer :TW-1020	638400090000	
18	Linear Way	660300@@0000	
19	Screw with Roller Pin :No.7 :M5[S]	514705010S00	
20	Bearing :SSR1340ZZ	631200040000	
21	E-ring :3mm Dia.	611100060000	
22	Plain Washer :M4*9*t0.3	S301040901EZ	
23	Timing Belt :W30-1035	623000040000	For 360P
23	Timing Belt :W30-1315	623000070000	For 500P
24	Card :Magnetic Sensor :A	0J4200800000	
25	Scale Sheet	0P1200020000	
26	Reinforcing Plate :Belt Catcher Plate	0F4160470000	
27	Spacer :No.2 :t1.6	510200400000	
28			
29			
30			
31			
32			
33			
34			
35			
36			
37			
38			
39			
40			
41			
42			
43			

Note: As for parts with marks # , * or @, please follow our instructions on Table of Contents in your parts order.

(IA07)

X-AXIS DRIVE SYSTEM 2 (SPEED REDUCING SECTION)

For 86mm Dia. Motor



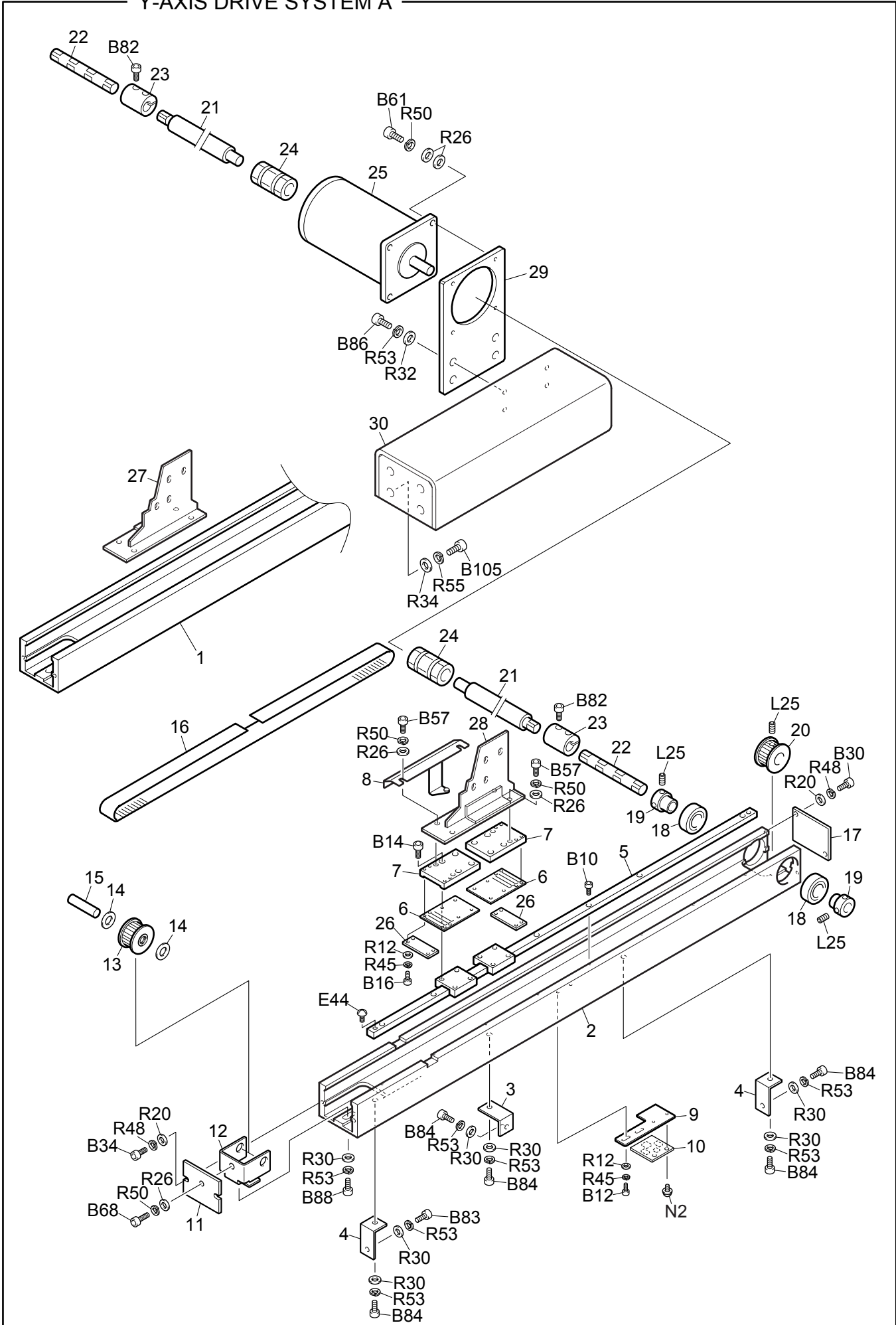
X-AXIS DRIVE SYSTEM 2 (SPEED REDUCING SECTION)

MK-12-2

Ref.No.	Description	Part No.	Remark
1	Plate :60mm Square Motor	0F4150090000	
2	Plate :X Motor	0F4150110000	
3	Cover :Speed Reducing Section	0F4150120000	
4	Joint Block :Plate	0F4150130000	
5	Cover :60mm Square Motor	0F4150140000	
6	Stay :Wiring	0F4160360000	
7	Bearing Case Plate	0F4160390000	
8	Base :Bearing Case Plate	0F4160400000	
9	Timing Pulley :W20-16[S]	501440040S00	For 2-Head M/C
9	Timing Pulley :W20-16[S]	501440050S00	For 4-, 6-, 8-Head M/C
10	Timing Pulley :W20-48[S]	501445080S00	
11	Stepped Pin :No.1	503201030000	
12	Base :Tension Bearing Case	0F4150150000	
13	Wiring Guard :60mm Square Motor	0F4160430000	
14	Pulse Motor :60mm Square :with Sensor[A]	0J6105400A00	For 2-Head M/C
15	Pulse Motor :86mm Dia. :with Sensor[A]	0J6107200A00	For 4-, 6-, 8-Head M/C
16	Plate :86mm Dia. Motor	0F4150100000	
17	Wiring Guard :86mm Dia. Motor	0F4160440000	
18	Timing Belt :W20-325G	623300020000	
19	Rulon Washer :TW-1020	638400090000	
20			
21			
22			
23			
24			
25			
26			
27			
28			
29			
30			
31			
32			
33			
34			
35			
36			
37			
38			
39			
40			
41			
42			
43			
44			
45			
46			
47			
48			
49			

Note: As for parts with marks # , * or @, please follow our instructions on Table of Contents in your parts order.

Y-AXIS DRIVE SYSTEM A



Y-AXIS DRIVE SYSTEM A

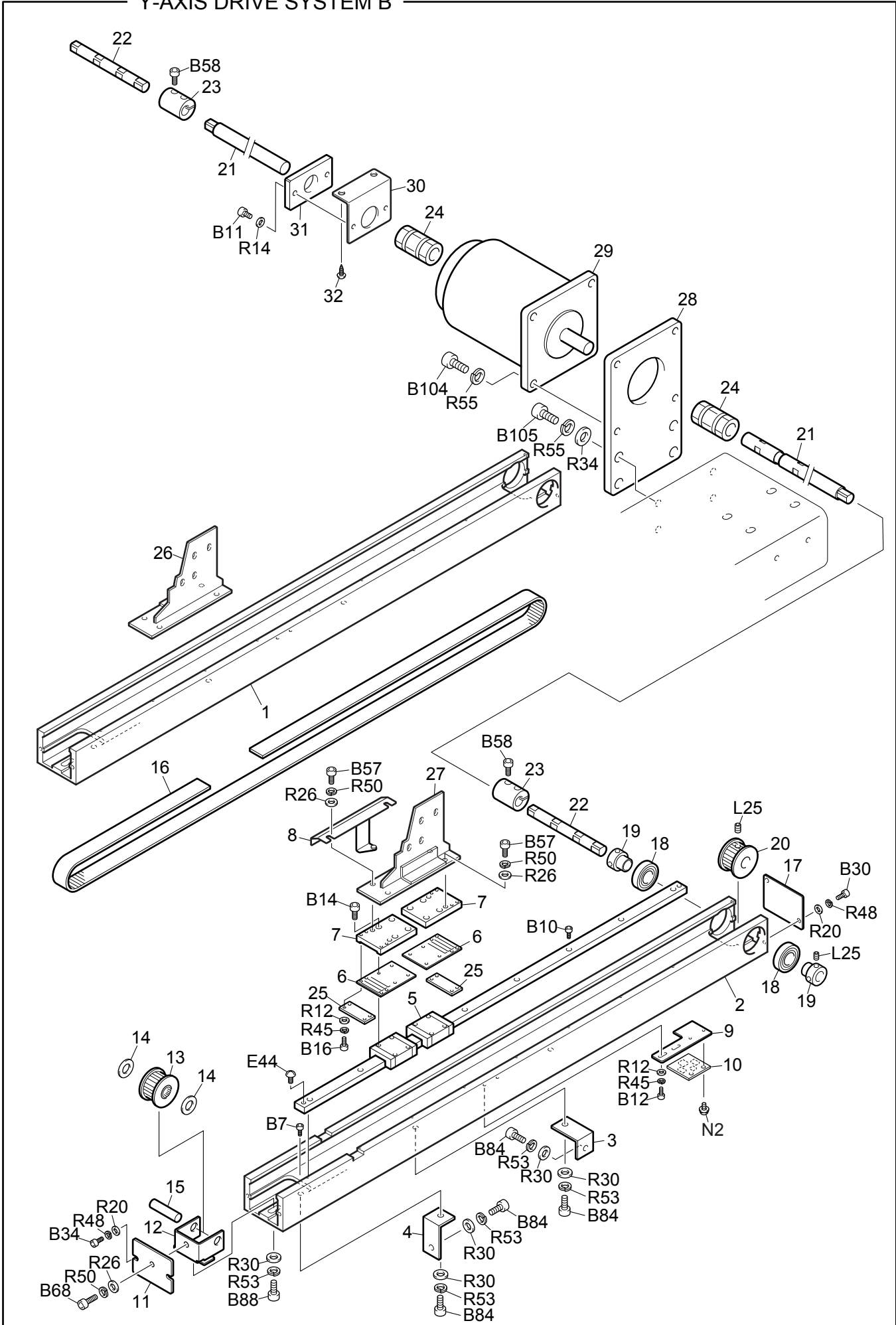
MK-13a

Ref.No.	Description	Part No.	Remark
1	Y Drive Base :No.9 :A :L	16091002A000	For 2-Head 500P M/C, 4-Head 360P M/C
2	Y Drive Base :No.9 :A :R	16091003A000	For 2-Head 500P M/C, 4-Head 360P M/C
3	Bracket :Y Drive Base	0F4220020010	
4	Bracket :Y Drive Base	0F4220030010	
5	Linear Way	660300050000	
6	Belt Catcher :No.2 :Y	0F4230230010	
7	Belt Catcher :No.1 :Y	0F4230240000	
8	Bracket :Y-axis Sensor	0F0110170000	
9	Bracket :Origin Sensor	0F4230250000	
10	Card :Magnetic Sensor :A	0J4200800000	
11	Side Cover :Y Drive Base	0F4230220000	
12	Holder :Timing Pulley	0F4210010000	
13	Timing Pulley :W25-16[S]	501452040S10	
14	Rulon Washer :TW-1020	638400090000	
15	Straight Pin :No.1 :10mm Dia.	503101200000	
16	Timing Belt :W25*1245	623400250000	
17	Side Cover :Y Drive Base	0F4230170000	
18	Bearing :6002ZZ	630200070000	
19	Bearing Collar :12mm Dia.	502712020000	
20	Timing Pulley :W25-16	501452020020	
21	Y Shaft :15mm Dia. :0004/360S	QQ4403010010	For 4-Head 360P M/C
21	Y Shaft :15mm Dia. :0006/360S	QQ4603010000	For 6-Head 360P M/C
22	Shaft :Y-axis Pulley	0F0170110000	
23	Tightening Joint :12mm Dia.	504312010000	
24	N-Coupling :N-12-12	504712010000	
25	Pulse Motor :86mm Dia. :with Sensor[A]	0J6106700A00	For 2-Head 500P M/C, 4-Head 360P M/C
26	Belt Catcher :No.3 :Y	0F4230190000	
27	Z-spec. Frame Arm :L	0F423036L000	
28	Z-spec. Frame Arm :R	0F423036R000	
29	Bracket :Y Motor	0F4230200000	
30	Base :Y Motor	0F4230390000	
31			
32			
33			
34			
35			
36			
37			
38			
39			
40			
41			
42			
43			
44			
45			
46			
47			
48			
49			

Note: As for parts with marks # , * or @, please follow our instructions on Table of Contents in your parts order.

(IA07)

Y-AXIS DRIVE SYSTEM B



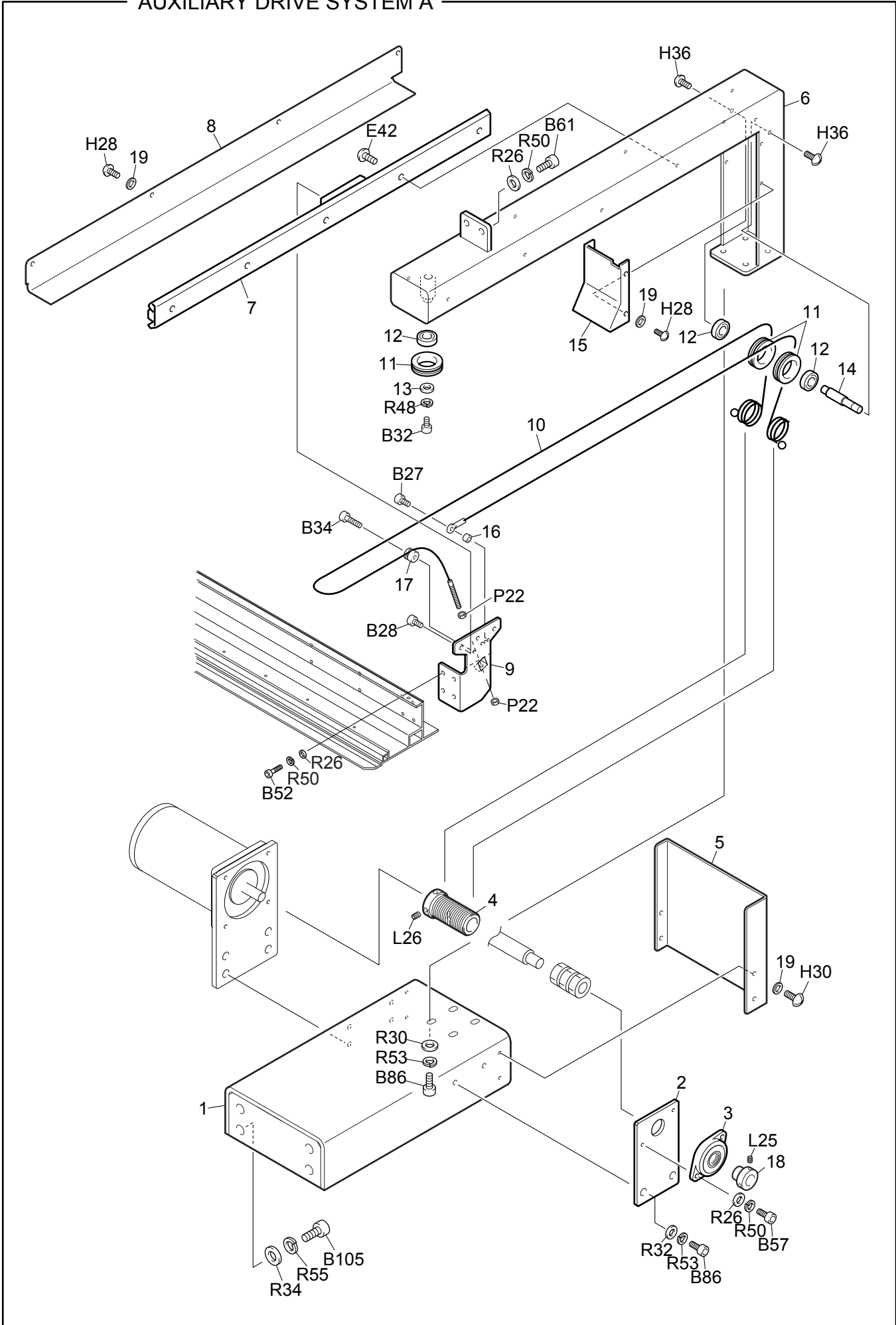
Y-AXIS DRIVE SYSTEM B

MK-13b

Ref.No.	Description	Part No.	Remark
1	Y Drive Base :No.9 :B :L	16091002B000	For 6-Head 500p M/C, 8-Head 360P M/C
2	Y Drive Base :No.9 :B :R	16091003B000	For 6-Head 500p M/C, 8-Head 360P M/C
3	Bracket :Y Drive Base	0F4220020010	
4	Bracket :Y Drive Base	0F4220030010	
5	Linear Way	660300050000	
6	Belt Catcher :No.2 :Y	0F4230230010	
7	Belt Catcher :No.1 :Y	0F4230240000	
8	Bracket :Y-axis Sensor	0F0110170000	
9	Bracket :Origin Sensor	0F4230250000	
10	Card :Magnetic Sensor :A	0J4200800000	
11	Side Cover :Y Drive Base	0F4230220000	
12	Holder :Timing Pulley	0F4210010000	
13	Timing Pulley :W25-16[S]	501452040S10	
14	Rulon Washer :TW-1020	638400090000	
15	Straight Pin :No.1 :10mm Dia.	503101200000	
16	Timing Belt :W25*1360	623400260000	For 6-Head 500p M/C, 8-Head 360P M/C
17	Side Cover :Y Drive Base	0F4230170000	
18	Bearing :6002ZZ	630200070000	
19	Bearing Collar :12mm Dia.	502712020000	
20	Timing Pulley :W25-16	501452020010	
21	Y Shaft :15mm Dia. :0008/360S	QQ4803020000	For 8-Head 360P M/C
22	Shaft :Y-axis Pulley	0F0170110000	
23	Tightening Joint :12mm Dia.	504312010000	
24	N-Coupling :N-12-12	504712010000	
25	Belt Catcher :No.3 :Y	0F4230190000	
26	Z-spec. Frame Arm :L	0F423036L000	
27	Z-spec. Frame Arm :R	0F423036R000	
28	Bracket :Y Motor	0F4320120010	
29	Pulse Motor :60mm Dia. :with Sensor[A]	0J6105700A00	For 6-Head 500p M/C, 8-Head 360P M/C
30	Bracket :15mm Dia. Shaft Guide	0F4230120000	
31	Guide :15mm Dia. Shaft	0F4230130000	
32	Round Head Wood Screw	ZZ410420CC00	4.5P*20
33			
34			
35			
36			
37			
38			
39			
40			
41			
42			
43			
44			
45			
46			
47			
48			
49			
50			

Note: As for parts with marks # , * or @, please follow our instructions on Table of Contents in your parts order.

AUXILIARY DRIVE SYSTEM A



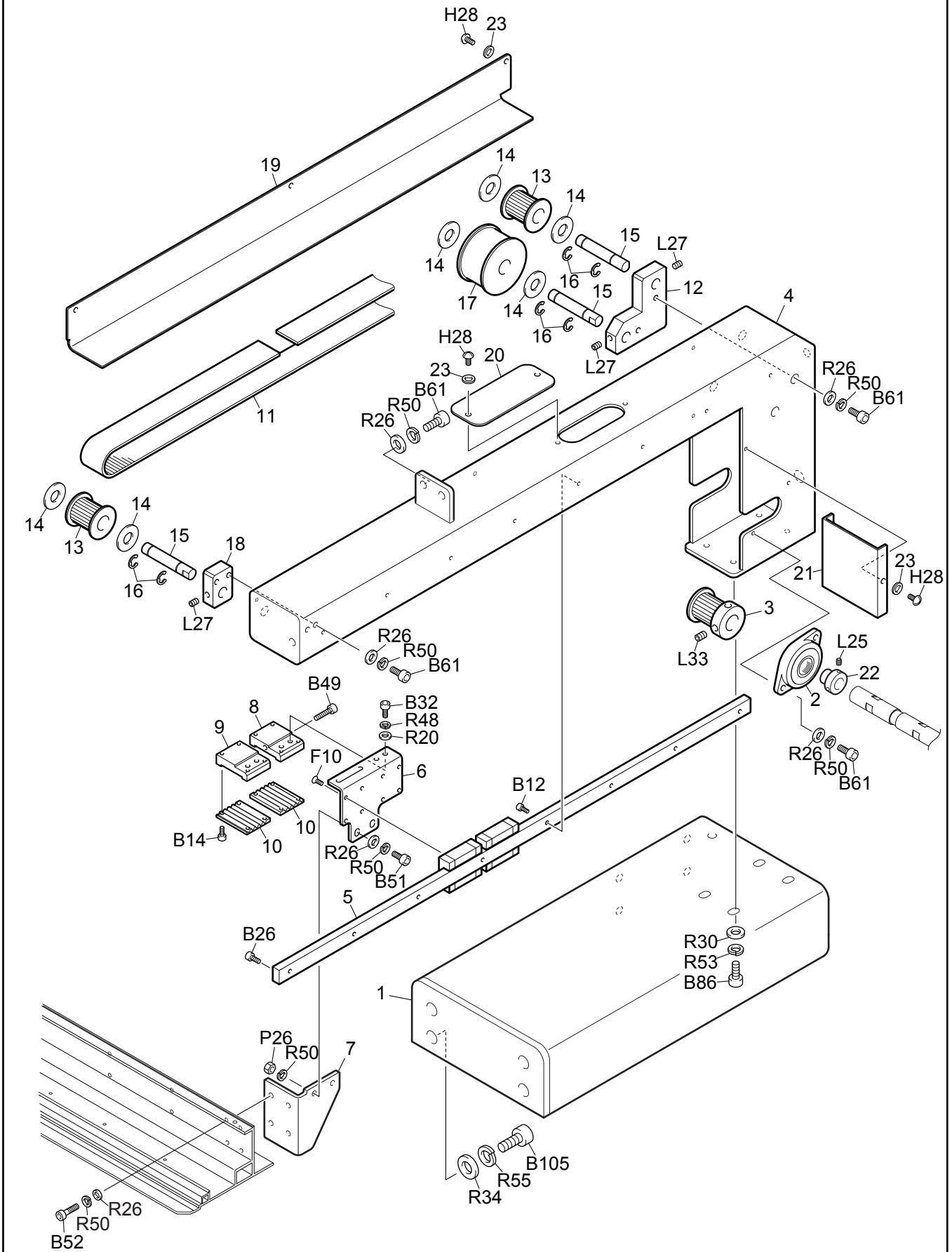
AUXILIARY DRIVE SYSTEM A

MK-14a

Ref.No.	Description	Part No.	Remark
1	Bracket :Auxiliary Drive Base	0F4310180000	
2	Bracket :Bearing Case	0F4310050010	
3	Bearing Case :No.3 :15mm Dia.[S]	508315010S00	
4	Spiral Pulley :25mm Dia.	0F4310120000	
5	Cover :Auxiliary Drive Base	0F4310150000	
6	Auxiliary Drive Base :A[S]	0F4310160S00	
7	Slide Rail :330LMM2205	661100090000	
8	Cover :Slide Rail	0F4310090000	
9	Auxiliary Drive Arm	0F4310170000	
10	Wire :Auxiliary Drive[S]	0F4310100S00	
11	R Pulley :30.2mm Dia.	501DB3020000	
12	Bearing :608ZZ	631200090000	
13	Plain Washer :4*12*t2	519104040000	
14	Stepped Pin :Pulley	0F4310030000	
15	Cover :R Pulley	0F4310020000	
16	Collar :No.1 :4.1mm Dia.	502541030000	
17	Boss	0F4310070000	
18	Needle Collar :15mm Dia.	502815010000	
19	Plain Washer :M4*9*t0.3	S301040901EZ	
20			
21			
22			
23			
24			
25			
26			
27			
28			
29			
30			
31			
32			
33			
34			
35			
36			
37			
38			
39			
40			
41			
42			
43			
44			
45			
46			
47			
48			
49			
50			

Note: As for parts with marks # , * or @, please follow our instructions on Table of Contents in your parts order.

AUXILIARY DRIVE SYSTEM B



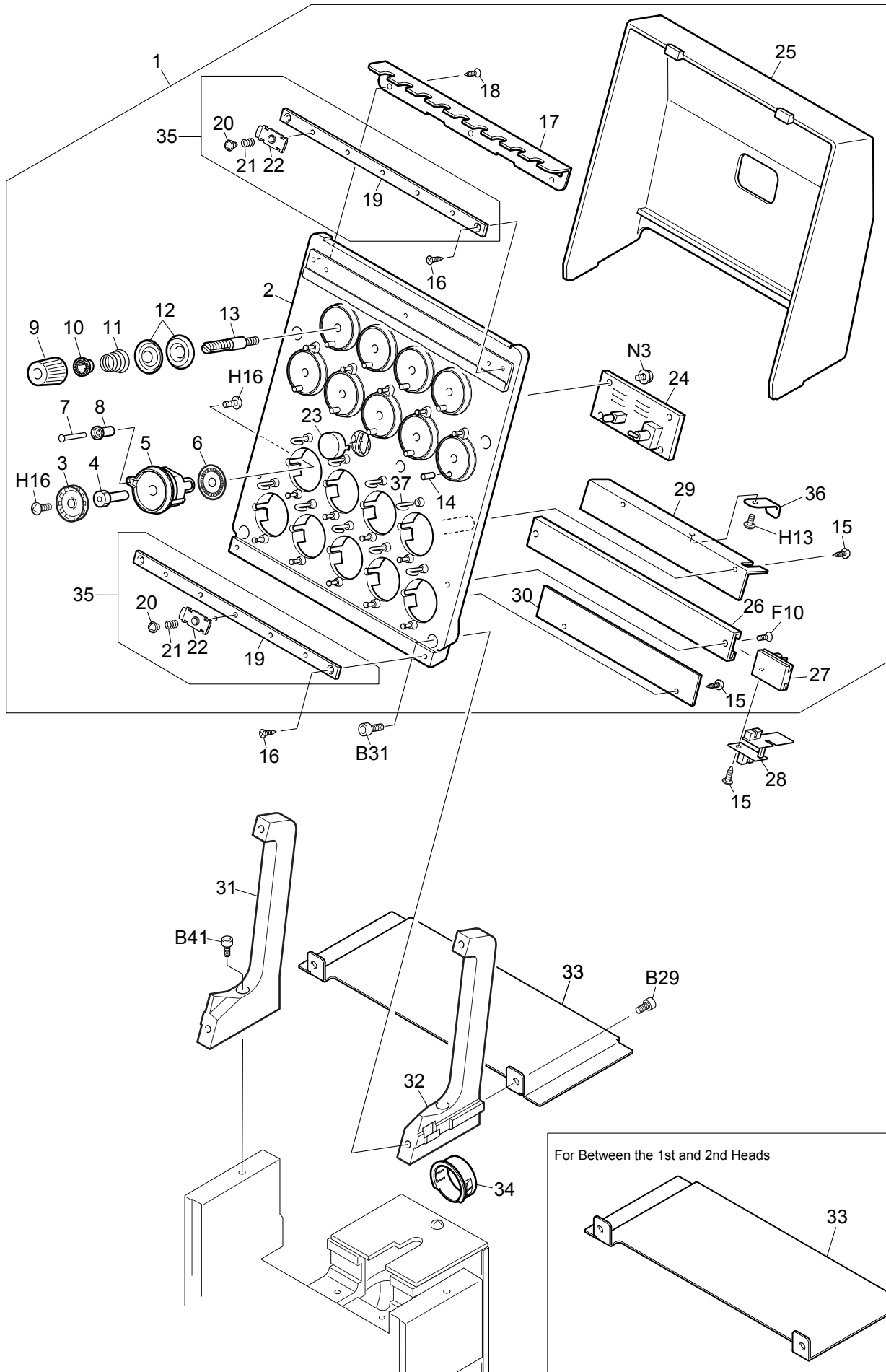
AUXILIARY DRIVE SYSTEM B

MK-14b

Ref.No.	Description	Part No.	Remark
1	Bracket :Auxiliary Drive Base	0F4320010000	
2	Bearing Case :No.3 :15mm Dia.[S]	508315010S00	
3	Timing Pulley :W25-16	501452070000	
4	Auxiliary Drive Base :B	0F4320160000	
5	Linear Way	660320580000	
6	Auxiliary Drive Arm	0F4320140000	
7	Bracket :Auxiliary Drive Arm	0F4320170000	
8	Belt Catcher :No.1	0F4320090000	
9	Belt Catcher :No.1	0F4320100000	
10	Belt Catcher :No.2 :Y	0F4320080000	
11	Timing Belt :S5MN :W25-N1580/OP	623400140000	
12	Holder :Tension Pulley	0F4320050000	
13	Timing Pulley :W25-16	501452040010	
14	Rulon Washer :TW-1020	638400090000	
15	Straight Pin :No.99 :10mm Dia.	503104080000	
16	E-ring :7mm Dia.	611100100000	
17	Flat Pulley :50mm Dia.	501903030000	
18	Holder :Tension Pulley	0F4320060000	
19	Cover :Slide Rail	0F4320040000	
20	Cover :Auxiliary Drive Base	0F4320110000	
21	Cover :Timing Belt	0F4320030000	
22	Needle Collar :15mm Dia.	502815010000	
23	Plain Washer :M4*9*t0.3	S301040901EZ	
24			
25			
26			
27			
28			
29			
30			
31			
32			
33			
34			
35			
36			
37			
38			
39			
40			
41			
42			
43			
44			
45			
46			
47			
48			
49			
50			

Note: As for parts with marks # , * or @, please follow our instructions on Table of Contents in your parts order.

ROTARY-TYPE TENSION BASE



ROTARY-TYPE TENSION BASE

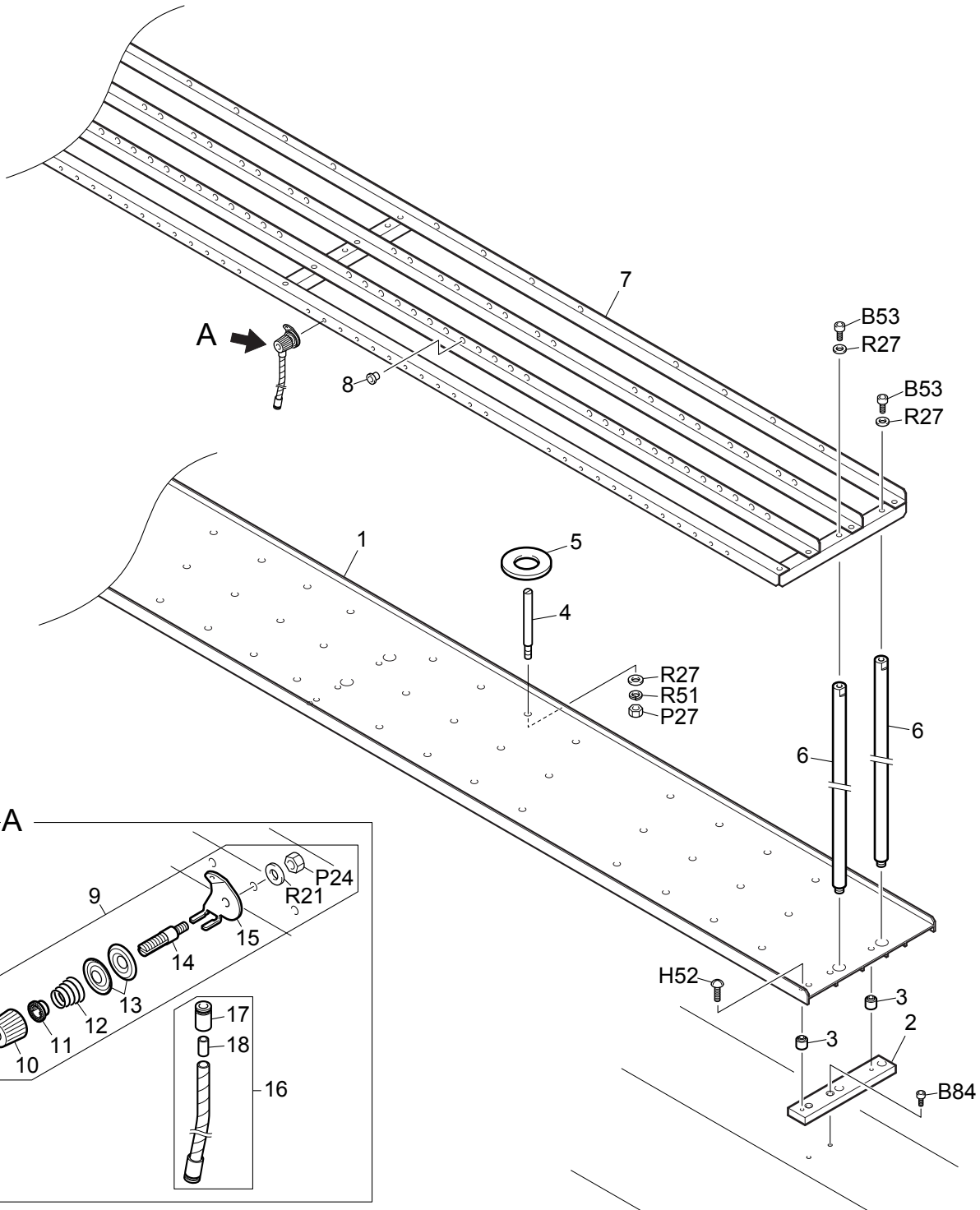
MK-15

Ref.No.	Description	Part No.	Remark
1	Tension Base :Rotary :@@-Needle :TFMX	UC29@0000000	
2	Tension Base :Rotary :@@-Needle[S]	0C012002@S30	
3	Rotary Tension Disk	0C0230120010	
4	Shaft :Rotary Tension Disk	0C0230130020	
5	Base :Rotary Tension Disk	0C0230190010	
6	Slit Plate :Rotary Disk :ME20-100	0J4201400000	
7	Flange Pin :No.1	503501030000	
8	Roller :Thread Guide Pin	0C0220220000	
9	Knob :Thread Tension :A	0C0220150000	
10	Spring Hook	0C0220080000	
11	Taper Spring :0.55mm Dia.	507725010010	
12	Tension Disk	0C0210020000	
13	Thread Tension Stud	0C0210010000	
14	Straight Pin :No.1 :3mm Dia.	503101100000	
15	Truss Tapping Screw	S530030601SD	3P*6
16	Countersunk Tapping Screw :M3*10	S550031001SD	3P*10
17	Upper Thread Guide :Tension Base :@@-Needle	0C022017@020	
18	Countersunk Tapping Screw	ZZ110308SD00	3P*8
19	Base :Thread Presser :@@-Needle	0C022018@010	
20	Truss Head Screw :Stepped :M3*4*2	S132030401TD	
21	Taper Spring :0.2mm Dia.	507702010000	
22	Thread Presser	0C0220030010	
23	Lamp Cover :Tension Base	0C0250050000	
24	Card :Tension Base	0J2601900000	
25	Cover :Tension Base :@@-Needle	0C015002@000	
26	Rail :Thread Breakage Sensor :@@-Needle	0C023014@000	
27	Bracket :TC Sensor Card	0C0230150000	
28	Card :TC Sensor	0J2601100010	
29	Disk Guard :A :06-15-needle	0C023020@010	
30	Disk Guard :B :06-15-needle	0C023016@000	
31	Bracket: Tension Base: L[S]	0C024003LS00	
32	Bracket: Tension Base: R[S]	0C024003RS00	
33	Tension Base Cord Cover :B :06-15-Needle	0C054020@000	
33	Tension Base Cord Cover :A :06-15-Needle	0C054019@000	For between the 1st and 2nd Heads
34	Bushing :Harness	0J1501100010	
35	Thread Guide Plate Set	UN230B00####	
36	Plate Spring :t0.3	507803050000	
37	Thread Guide :No.3	0C0220200000	
38			
39			
40			
41			
42			
43			
44			
45			
46			
47			
48			
49			

Note: As for parts with marks # , * or @, please follow our instructions on Table of Contents in your parts order.

(IA07)

THREAD STAND A



THREAD STAND A

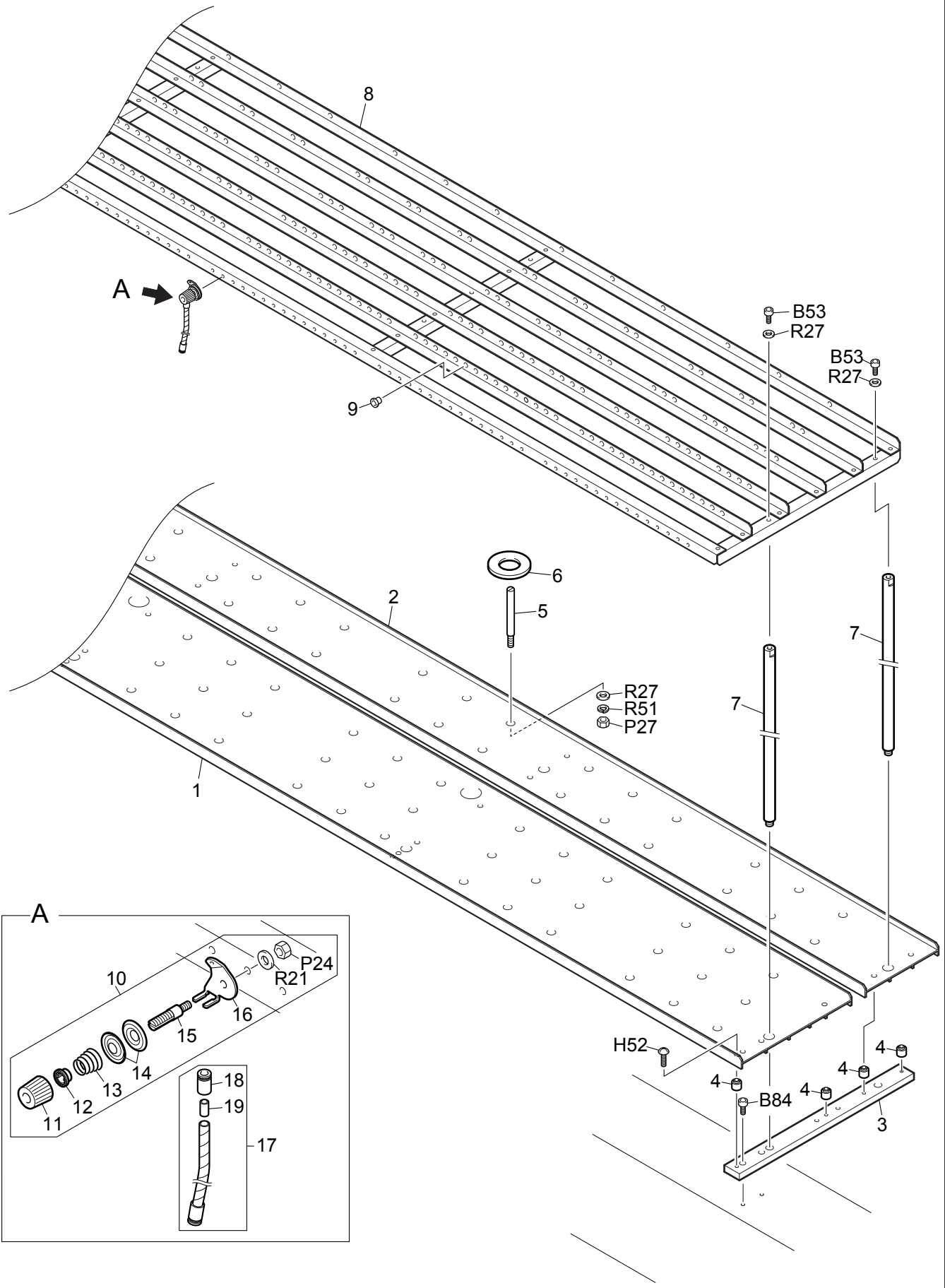
MK-16a

Ref.No.	Description	Part No.	Remark
1	Thread Stand Plate :1204/360S	1DA43901Y000	For 4-Head 12-Needle 360P M/C
1	Thread Stand Plate :1206/360S	1DA63901Y000	For 6-Head 12-Needle 360P M/C
1	Thread Stand Plate :1206/500S	1DA65001Y000	For 6-Head 12-Needle 500P M/C
1	Thread Stand Plate :1208/360S	1DA83901Y000	For 8-Head 12-Needle 360P M/C
2	Base :Thread Stand Plate	0D011004A000	
3	Collar :No.2 :7mm Dia.	502607010000	
4	Screw with Pin :No.1 :M5-70	513405020010	
5	Felt :Thread Stand Plate	0D011002@000	
6	Thread Course Support Bar	0D0210120000	
7	Thread Course :1204/360S	1EA43901Y000	For 4-Head 12-Needle 360P M/C
7	Thread Course :1206/360S	1EA63901Y000	For 6-Head 12-Needle 360P M/C
7	Thread Course :1206/500S	1EA65001Y000	For 6-Head 12-Needle 500P M/C
7	Thread Course :1208/360S	1EA83901Y000	For 8-Head 12-Needle 360P M/C
8	Thread Guide Collar :Black :4mm Dia.	516501030000	Black
8	Thread Guide Collar :Red :4mm Dia.	516501020000	Red
9	Thread Tension :Tube	UD1100000000	
10	Knob :Thread Tension :A	0C0220150000	
11	Spring Hook	0C0220080000	
12	Taper Spring :0.55mm Dia.	507725010010	
13	Tension Disk	0C0220160010	
14	Thread Tension Stud	0C0210010000	
15	Thread Tension Guide :Tube	0D0210150020	
16	Spiral Tube :L230[A]	0D0210052A00	
17	Joint :Spiral Tube	0D0210130000	
18	Collar :No.1 :5mm Dia.	0D0210140000	
19			
20			
21			
22			
23			
24			
25			
26			
27			
28			
29			
30			
31			
32			
33			
34			
35			
36			
37			
38			
39			
40			
41			
42			
43			

Note: As for parts with marks # , * or @, please follow our instructions on Table of Contents in your parts order.

(IA07)

THREAD STAND B (FOR 15-NEEDLE M/C)



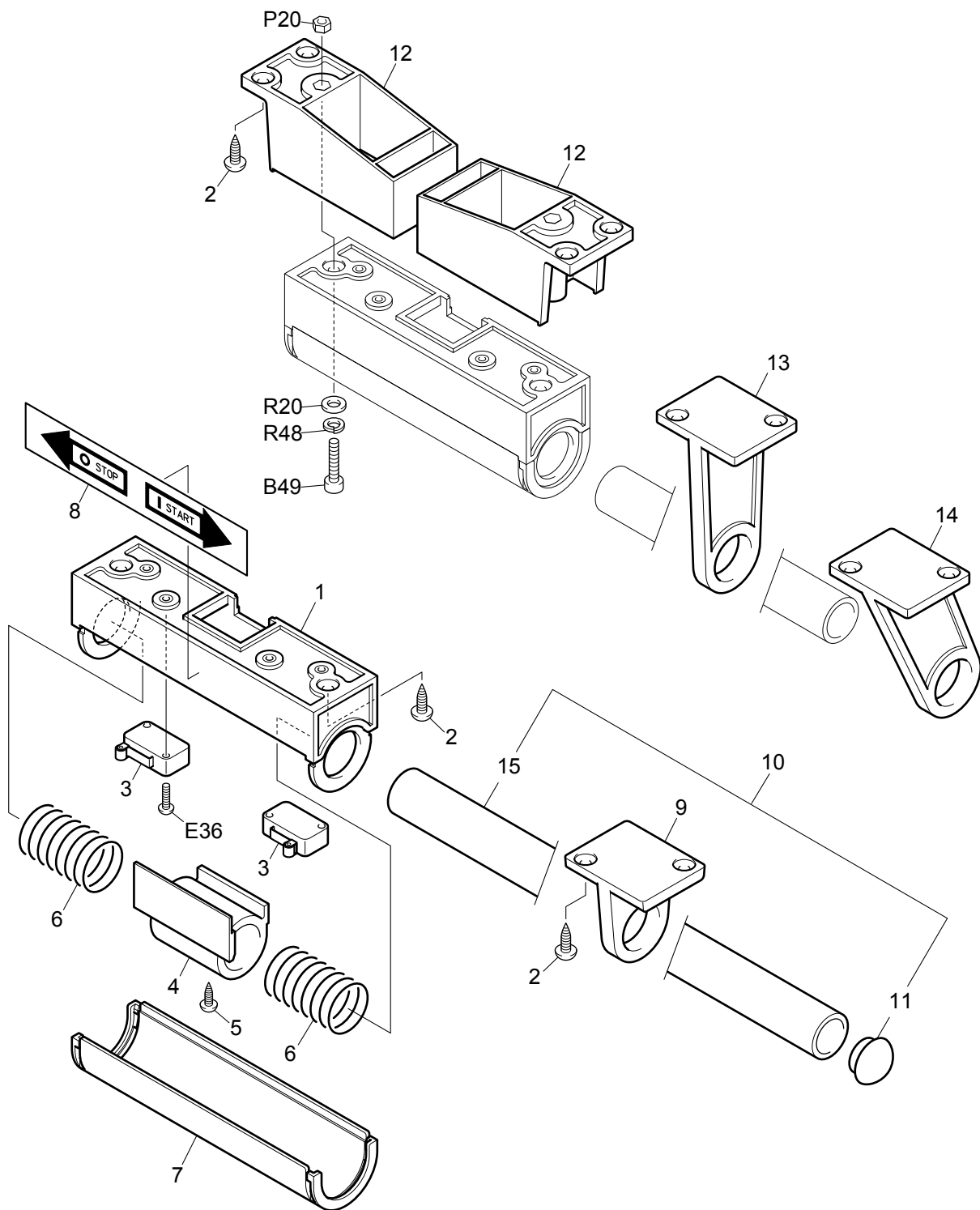
THREAD STAND B (FOR 15-NEEDLE M/C)

MK-16b

Ref.No.	Description	Part No.	Remark
1	Thread Stand Plate :Front :1504/360S	1DA43901X000	
1	Thread Stand Plate :Front :1506/360S	1DA63901X000	
1	Thread Stand Plate :Front :1508/360S	1DA83901X000	
2	Thread Stand Plate :Rear :1504/360S	1DA43902X000	
2	Thread Stand Plate :Rear :1506/360S	1DA63902X000	
2	Thread Stand Plate :Rear :1508/360S	1DA83902X000	
3	Base :Thread Stand Plate	0D011004B010	
4	Collar :No.2 :7mm Dia.	502607010000	
5	Screw with Pin :No.1 :M5-70	513405020010	
6	Felt :Thread Stand Plate	0D011002@000	
7	Thread Course Support Bar	0D0210120000	
8	Thread Course :1504/360S	1EA43901X000	For 4-Head 15-Needle 360P M/C
8	Thread Course :1506/360S	1EA63901X000	for 6-Head 15-Needle 360P M/C
8	Thread Course :1508/360S	1EA83901X000	For 8-Head 15-Needle 360P M/C
9	Thread Guide Collar :Black :4mm Dia.	516501030000	Black
9	Thread Guide Collar :Red :4mm Dia.	516501020000	Red
10	Thread Tension :Tube	UD1100000000	
11	Knob :Thread Tension :A	0C0220150000	
12	Spring Hook	0C0220080000	
13	Taper Spring :0.55mm Dia.	507725010010	
14	Tension Disk	0C0220160010	
15	Thread Tension Stud	0C0210010000	
16	Thread Tension Guide :Tube	0D0210150020	
17	Spiral Tube :L230[A]	0D0210052A00	
18	Joint :Spiral Tube	0D0210130000	
19	Collar :No.1 :5mm Dia.	0D0210140000	
20			
21			
22			
23			
24			
25			
26			
27			
28			
29			
30			
31			
32			
33			
34			
35			
36			
37			
38			
39			
40			
41			
42			
43			

Note: As for parts with marks # , * or @, please follow our instructions on Table of Contents in your parts order.

BAR SWITCH BOX



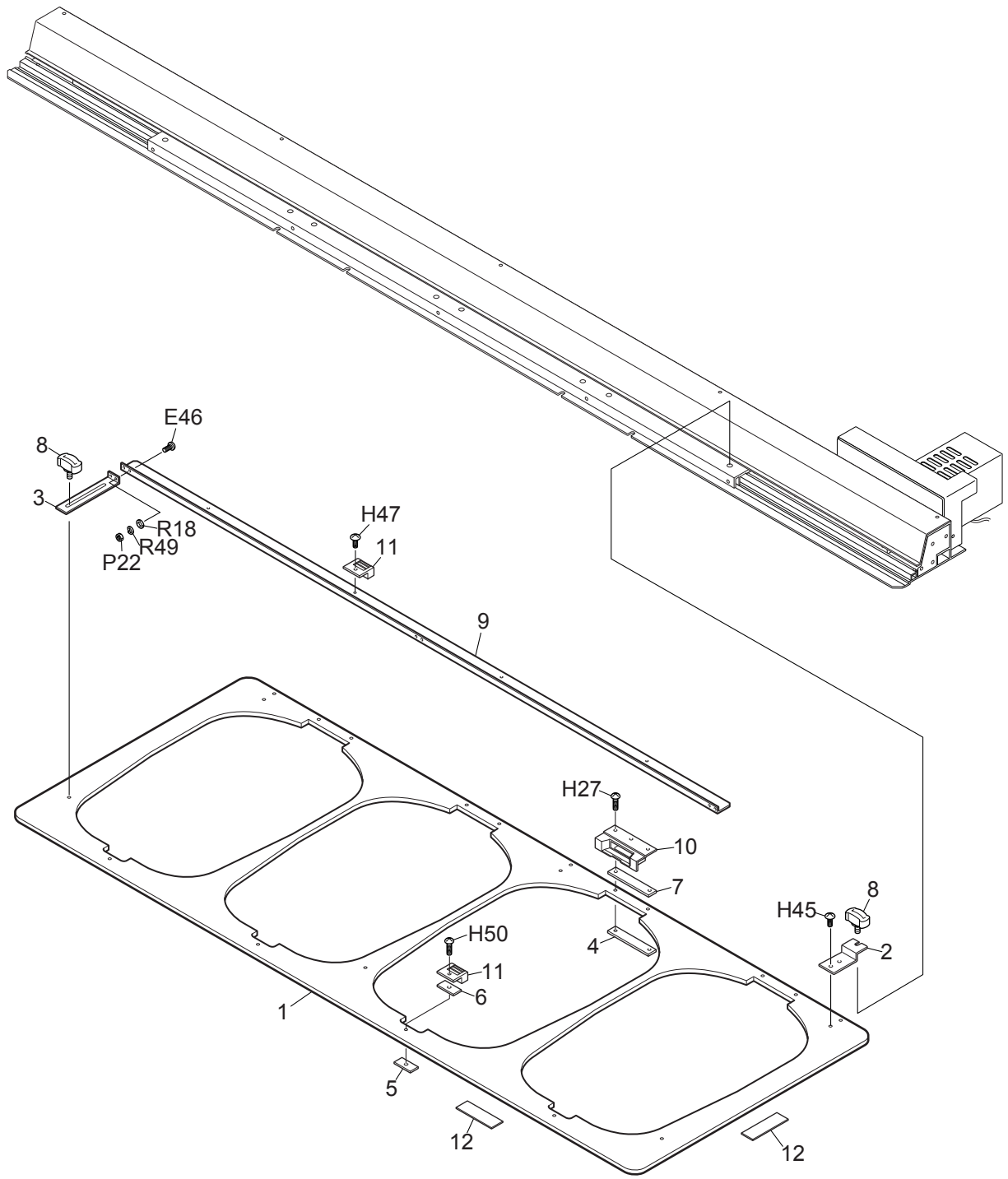
BAR SWITCH BOX

MK-17

Ref.No.	Description	Part No.	Remark
1	Box :Bar Switch	030240090000	
2	Truss Tapping Screw :M4*20	S530042001SD	
3	Switch :Micro	642300120000	
4	Sensor Plate :No.1	030240110000	
5	Truss Head Tapping Screw :M4*16	S530041601SD	
6	Compression Spring :1.6mm Dia.	507616010000	
7	Cover :Bar Switch Box	030240100000	
8	Label :Start/Stop	0P0600070000	
9	Holder :Switch Bar	030240050020	
10	Switch Bar[S]	030240010S00	
11	Side Cover	030240030000	
12	Bracket :Bar Switch Box	030240150000	For Table Cut
13	Holder :Switch Bar	030240060010	For Table Cut
14	Holder :Switch Bar	030240080000	For Table Cut
15	Switch Bar	030240010000	
16			
17			
18			
19			
20			
21			
22			
23			
24			
25			
26			
27			
28			
29			
30			
31			
32			
33			
34			
35			
36			
37			
38			
39			
40			
41			
42			
43			
44			
45			
46			
47			
48			
49			
50			

Note: As for parts with marks # , * or @, please follow our instructions on Table of Contents in your parts order.

WOODEN FRAME HOLDER A (FOR 4-HEAD 360P M/C)



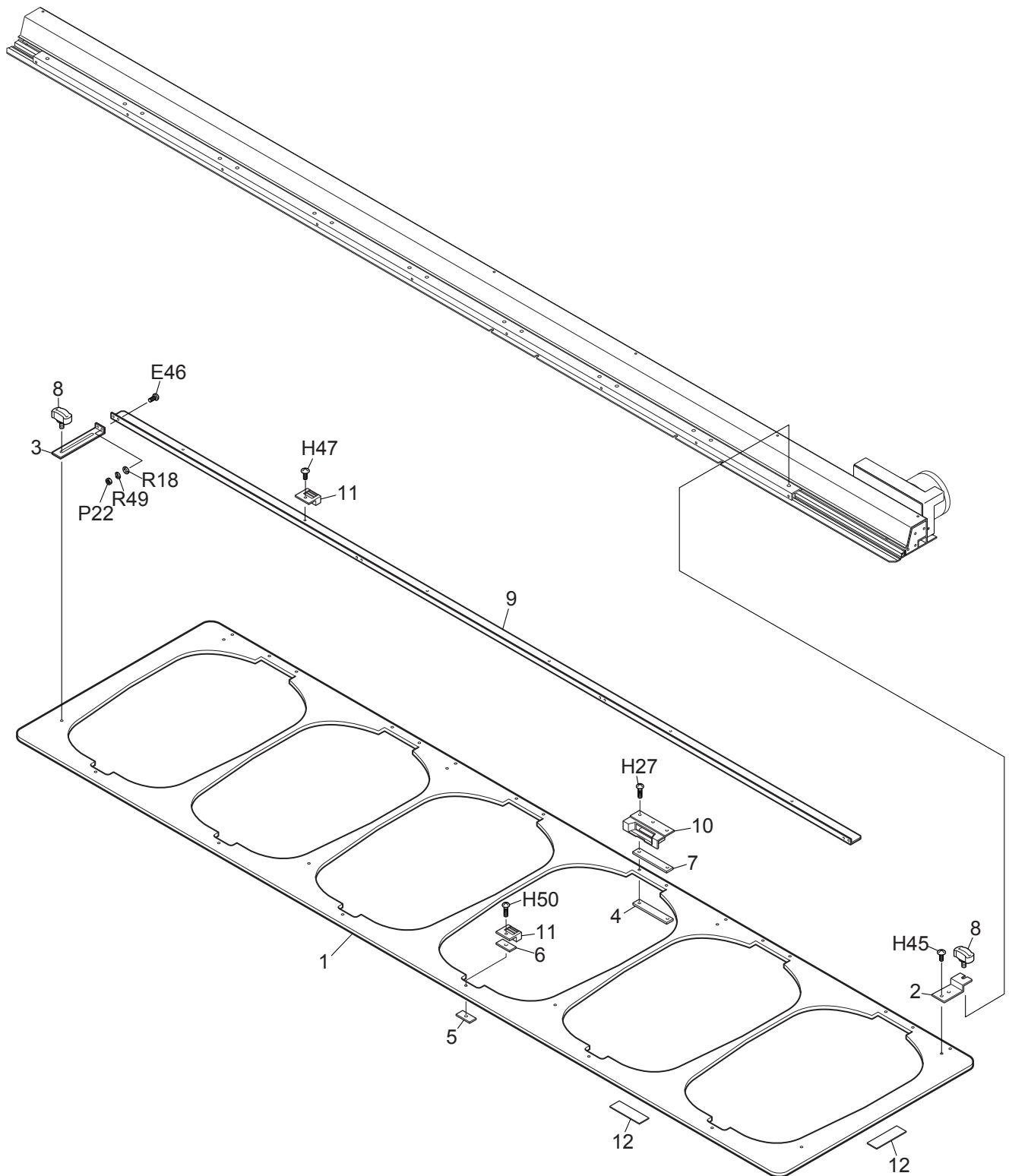
WOODEN FRAME HOLDER (FOR 4-HEAD 360P M/C)

MK-18a

Ref.No.	Description	Part No.	Remark
1	FSEM :475*310 :04/360S[S]	939400200S00	
2	Stay :Wooden Frame Holder	0G5200090000	
3	Holder :Middle Sash	0G5200010000	
4	Spacer :No.2 :t3.2	0G5200020000	
5	Spacer :No.2 :t3.2	0G5200030000	
6	Spacer :No.2 :t2	510200050000	
7	Spacer :t4	510200270000	
8	Knobbed Screw :No.2 :M5*9[S]	511F05070S00	
9	Middle Sash :0004/360S	0G5200050000	
10	Magnet Case A (Assy)	0FA2001S0000	
11	Magnet Plate :Cradle B[S]	930900700010	
12	Felt :t1.9[S]	0G0240030000	
13			
14			
15			
16			
17			
18			
19			
20			
21			
22			
23			
24			
25			
26			
27			
28			
29			
30			
31			
32			
33			
34			
35			
36			
37			
38			
39			
40			
41			
42			
43			
44			
45			
46			
47			
48			
49			
50			

Note: As for parts with marks # , * or @, please follow our instructions on Table of Contents in your parts order.

(IA07)

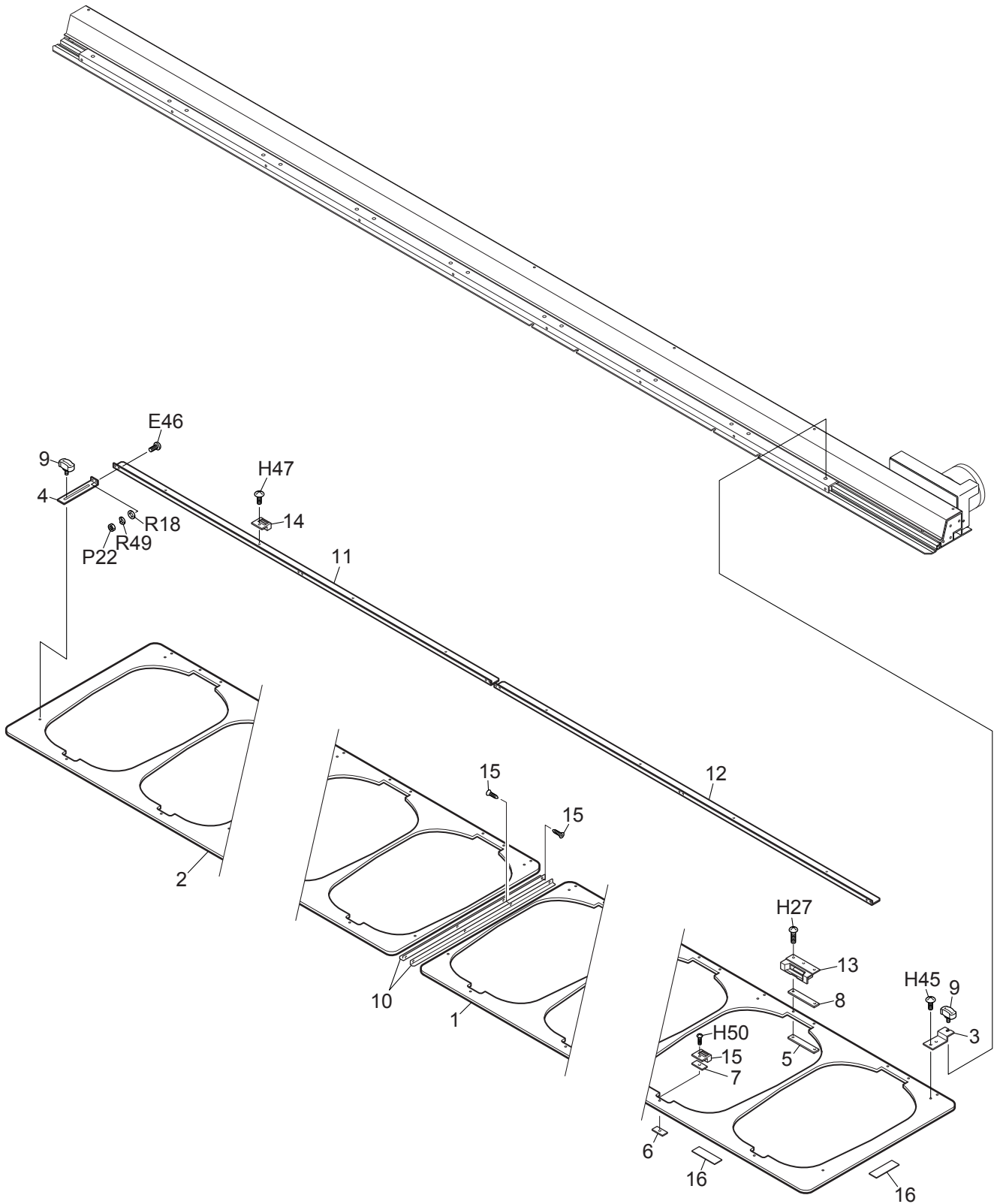


WOODEN FRAME HOLDER (FOR 6-HEAD 360P M/C) MK-18b

Ref.No.	Description	Part No.	Remark
1	FSEM :475*310 :06/360S[S]	939400400S00	
2	Stay :Wooden Frame Holder	0G5200090000	
3	Holder :Middle Sash	0G5200010000	
4	Spacer :No.2 :t3.2	0G5200020000	
5	Spacer :No.2 :t3.2	0G5200030000	
6	Spacer :No.2 :t2	510200050000	
7	Spacer :t4	510200270000	
8	Knobbed Screw :No.2 :M5*9[S]	511F05070S00	
9	Middle Sash :0004/360S	0G5200050000	
10	Magnet Case A (Assy)	0FA2001S0000	
11	Magnet Plate :Cradle B[S]	930900700010	
12	Felt :t1.9[S]	0G0240030000	
13			
14			
15			
16			
17			
18			
19			
20			
21			
22			
23			
24			
25			
26			
27			
28			
29			
30			
31			
32			
33			
34			
35			
36			
37			
38			
39			
40			
41			
42			
43			
44			
45			
46			
47			
48			
49			
50			

Note: As for parts with marks # , * or @, please follow our instructions on Table of Contents in your parts order.

(IA07)



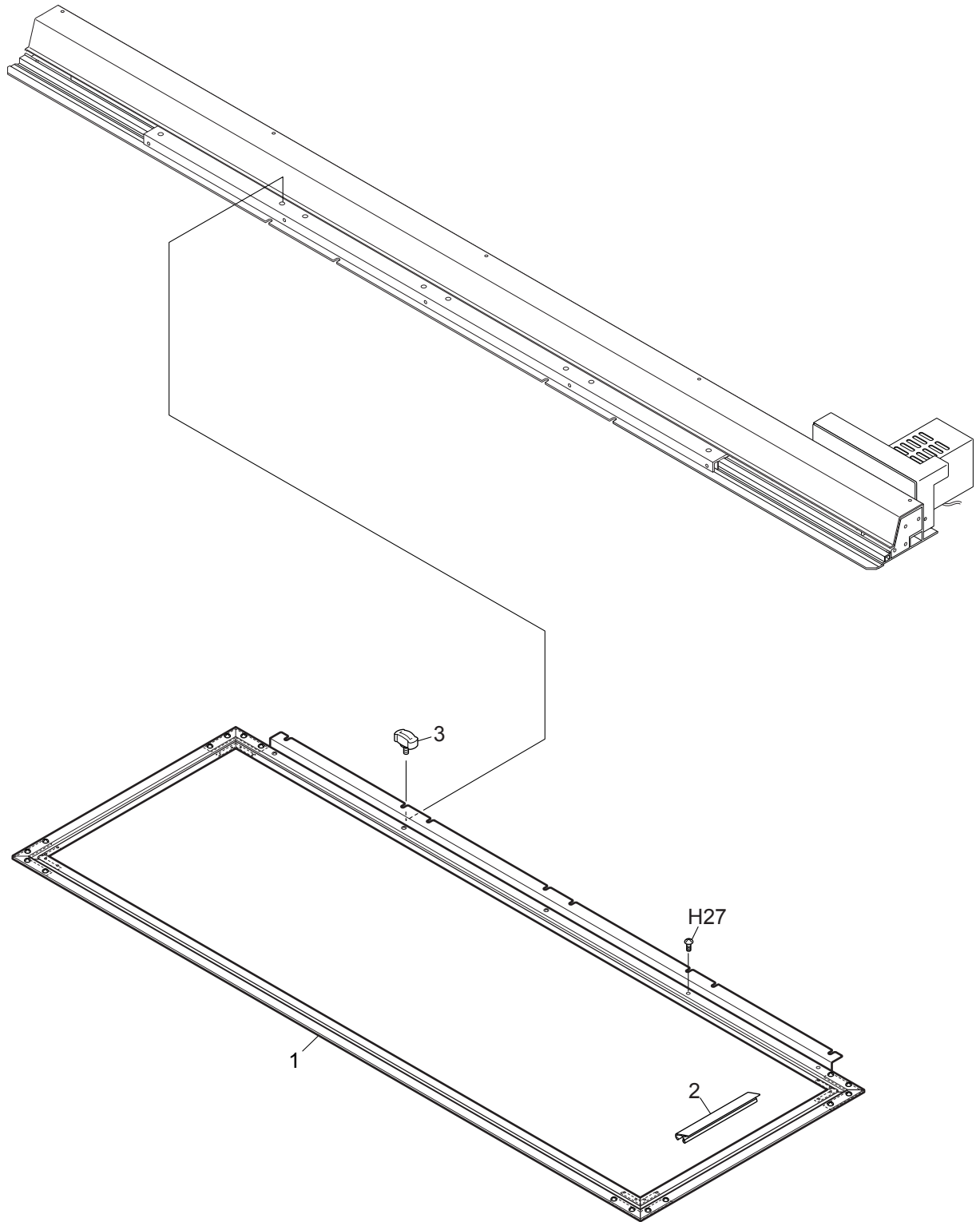
WOODEN FRAME HOLDER (FOR 6-HEAD 500P M/C, 8-HEAD 360P M/C)

MK-18c

Ref.No.	Description	Part No.	Remark
1	FSEM :L :475*450 :06/500S[S]	9394005L0S00	
1	FSEM :L :475*310 :08/360S[S]	9394006L0S00	
2	FSEM :R :475*450 :06/500S[S]	9394005R0S00	
2	FSEM :R :475*310 :08/360S[S]	9394006R0S00	
3	Stay :Wooden Frame Holder	0G5200090000	
4	Holder :Middle Sash	0G5200010000	
5	Spacer :No.2 :t3.2	0G5200020000	
6	Spacer :No.2 :t3.2	0G5200030000	
7	Spacer :No.2 :t2	510200050000	
8	Spacer :t4	510200270000	
9	Knobbed Screw :No.2 :M5*9[S]	511F05070S00	
10	Frame Holder Reinforcing Angle	JE0392000000	
11	Middle Sash :L	JE0393L0****	
12	Middle Sash :R	JE0393R0****	
13	Magnet Case A (Assy)	0FA2001S0000	
14	Magnet Plate :Cradle B[S]	930900700010	
15	Countersunk Tapping Screw :3P*12L	S550031202SD	
16	Felt :t1.9[S]	0G0240030000	
17			
18			
19			
20			
21			
22			
23			
24			
25			
26			
27			
28			
29			
30			
31			
32			
33			
34			
35			
36			
37			
38			
39			
40			
41			
42			
43			
44			
45			
46			
47			
48			

Note: As for parts with marks # , * or @, please follow our instructions on Table of Contents in your parts order.

EMBROIDERY FRAME (OPTION)



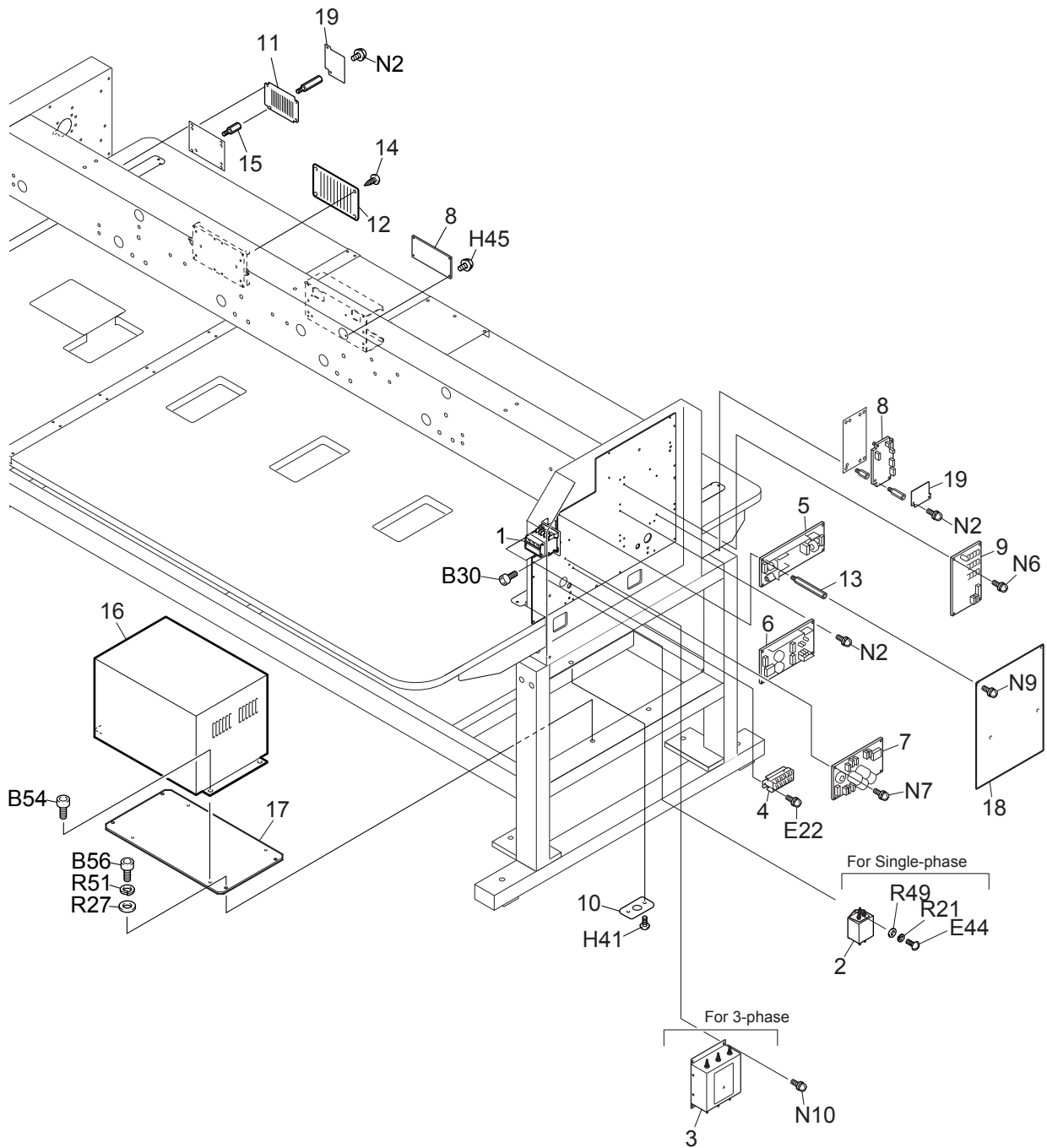
EMBROIDERY FRAME (OPTION)

MK-19

Ref.No.	Description	Part No.	Remark
1	Border Frame :0004/360S[A]	308439020A00	For 4-Head 360P M/C
1	Border Frame :0006/360S[A]	308639020A00	For 6-Head 360P M/C
1	Border Frame :0006/500S[A]	308650020A00	For 6-Head 500P M/C
1	Border Frame :0008/360S[A]	308839020A00	For 8-Head 360P M/C
2	Border Frame Clip :No.3 :A :L170-230[A]	0G056001@A00	
2	Border Frame Clip :No.3 :B :L250-300[A]	0G056002@A00	
3	Knobbed Screw :No.2 :M5*6[S]	511F05060S00	
4			
5			
6			
7			
8			
9			
10			
11			
12			
13			
14			
15			
16			
17			
18			
19			
20			
21			
22			
23			
24			
25			
26			
27			
28			
29			
30			
31			
32			
33			
34			
35			
36			
37			
38			
39			
40			
41			
42			
43			
44			
45			
46			

Note: As for parts with marks # , * or @, please follow our instructions on Table of Contents in your parts order.

(IA07)



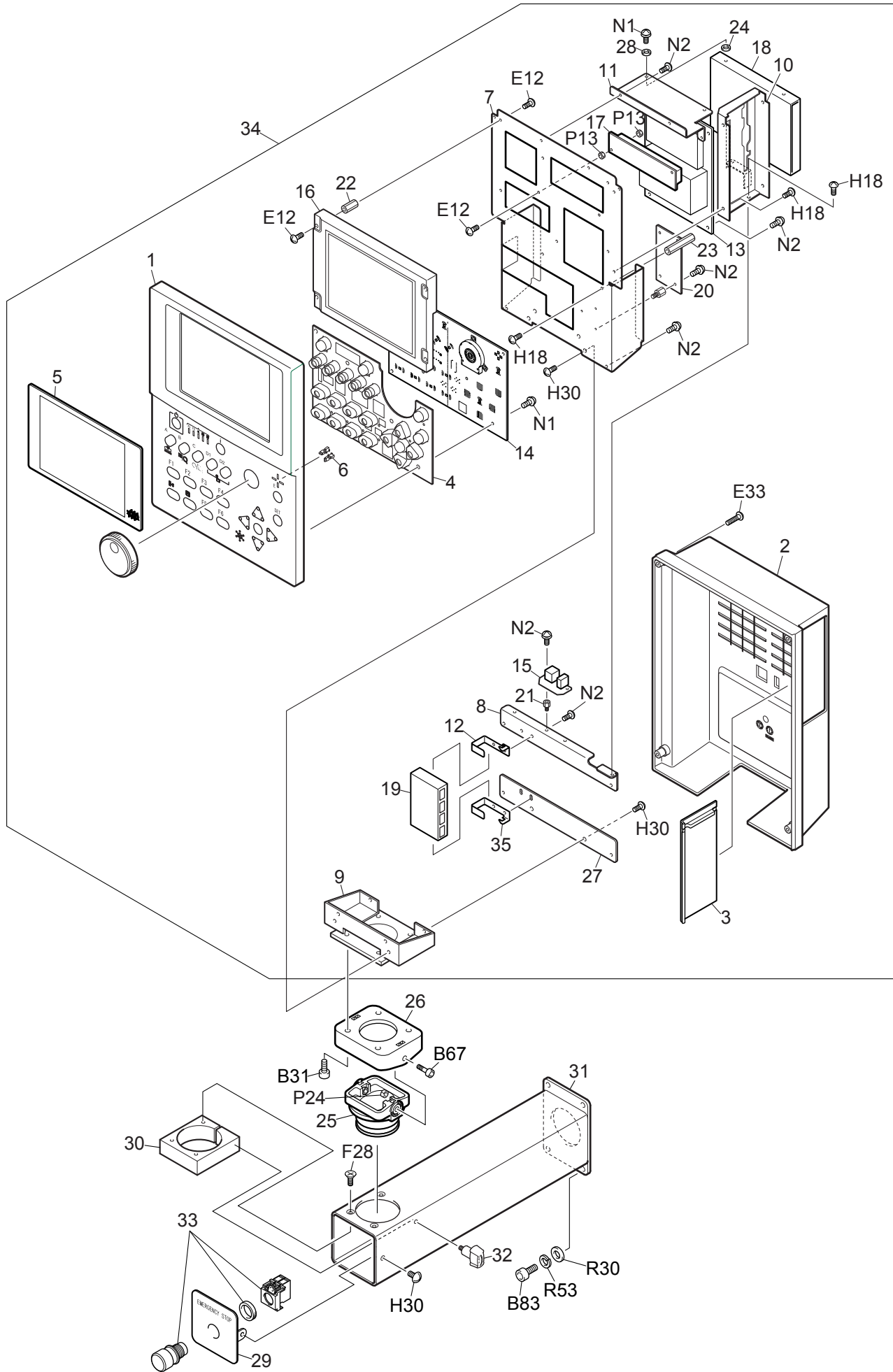
ELECTRICAL PARTS

MK-20

Ref.No.	Description	Part No.	Remark
1	Circuit Protector :3-phase 10A	646100090000	
2	Noise Filter :Single-phase	641400040000	
3	Noise Filter :3-phase	641400100000	
4	Terminal Base :6P	643400030000	
5	DC Power Supply :24V	645300190000	
6	DC Power Supply :5V, 24V	645300030000	
7	Card :Power Supply :Single-phase	0J2101601000	
7	Card :Power Supply :3-phase	0J2101600000	
8	Driver :X12-C[A]	0J0302100A50	
9	Card :Machine	0J2502300000	
10	Holder :Harness A	03014003A000	
11	Driver :X12-B[A]	0J0302000A50	For 4-, 6-, 8-Head M/C
12	Card :Head	0J2702300000	
13	Stud :No.1 :M3-47.9	505103020000	
14	Truss Tapping Screw	S530030801SD	
15	Stud :No.1 :M5-8	505105140010	
16	Transformer Unit :Separate :X9A[A]	0J0900700A00	
17	Base :Transformer	0LZ010010000	
18	Cover :Power Supply	0J5101100000	
19	Cover :Driver Card	0J5101000000	
20			
21			
22			
23			
24			
25			
26			
27			
28			
29			
30			
31			
32			
33			
34			
35			
36			
37			
38			
39			
40			
41			
42			
43			
44			
45			
46			
47			
48			
49			

Note: As for parts with marks # , * or @, please follow our instructions on Table of Contents in your parts order.

OPERATION PANEL



OPERATION PANEL

MK-21

Ref.No.	Description	Part No.	Remark
1	Operation Panel :Front[S]	0J1404200S00	
2	Operation Panel :Rear	0J1404300000	
3	Shutter :FDD	0J1404400000	
4	Operation Button	0J1404500000	
5	Cover :LCD Panel	0J1404600000	
6	Cover :Lamp	0J1404700000	
7	Base :Card	0J1404800000	
8	Support :Card Base	0J1406500010	
9	Base :Operation Panel[S]	0J1405000S00	
10	Cover :FDD	0J1405100000	
11	Bracket :FDD	0J1405200000	
12	Bracket :HUB :Upper	0J1406800000	
13	Card :CPU-A	0J2304200000	Japanese OS
13	Card :CPU-B	0J2304201000	English OS
14	Card :Switch	0J3502000000	
15	Card :I/F Connector :MP282-1	0J3200700000	
16	LCD :6.5 inch :NL6448BC20-08E	641200070000	
17	Inverter :Backlight :65PWB31	645500100000	
18	FDD	643300060010	
19	Hub :USB :1	647100010000	
20	Card :Capacitor	0J3502600000	
21	Spacer :Hexagon	644500300000	
22	Spacer :Hexagon :2.6SP-12	644500410000	
23	Spacer :Hexagon :SP-30	644500420000	
24	Nylon Washer :M2.6	644500430000	
25	Holder :Controller	030220580000	
26	Base :Controller	030220590000	
27	Support :Panel Base	0J1406600010	
28	Washer :Nylon :M2.6	644500510000	
29	Base :Emergency Stop Switch[S]	030230170S00	
30	Clamp :Controller Holder :A	03022064A000	
31	Pipe :Controller A[S]	03021028AS10	
32	Knobbed Screw :No.2 :M5*9[S]	511F05080S00	
33	Switch :Emergency Stop	0J0600900000	
34	Controller :X-14-A[A]	0J0203000A10	Japanese OS
34	Controller :X-14-B[A]	0J0203001A10	English OS
35	Bracket :HUB :Lower	0J1406810000	
36			
37			
38			
39			
40			
41			
42			
43			
44			
45			
46			
47			
48			

Note: As for parts with marks # , * or @, please follow our instructions on Table of Contents in your parts order.

(IA07)

No.	Part No.	Remark	No.	Part No.	Remark
A	Flat Fillister Head Screw		B20	S120031801TN	M3*18
A1	SA41730351CN	1/8*44*3.5	B21	S120032003TD	M3*20
A2	SA41730501CN	1/8*44*5	B22	S120032001TN	M3*20
A3	SA41730551CN	1/8*44*5.5	B23	S120032501TN	M3*25
A4	SA41730601CN	1/8*44*6	B24	S120033001TN	M3*30
A5	SA41740301CN	9/64*40*3	B25	S120040501TD	M4*5
A6	SA41740402CN	9/64*40*4	B26	S120040502TN	M4*5
A7	SA41740401SA	9/64*40*4	B27	S120040602TD	M4*6
A8	SA41740403CL	9/64*40*4	B28	S120040601TN	M4*6
A9	SA41740404CN	9/64*40*4	B29	S120040801TD	M4*8
A10	SA41740501CN	9/64*40*5	B30	S120040802TN	M4*8
A11	SA41740601CN	9/64*40*6	B31	S120041001TD	M4*10
A12	SA41740602CN	9/64*40*6	B32	S120041002TN	M4*10
A13	SA41740701CN	9/64*40*7	B33	S120041201TD	M4*12
A14	SA41740801CN	9/64*40*8	B34	S120041202TN	M4*12
A15	SA41740802CN	9/64*40*8	B35	S120041401TN	M4*14
A16	SA41740803CN	9/64*40*8	B36	S120041502TD	M4*15
A17	SA41741001CN	9/64*40*10	B37	S120041501TN	M4*15
A18	SA41741202CN	9/64*40*12	B38	S120041601TN	M4*16
A19	SA41741501CN	9/64*40*15	B39	S120041801TN	M4*18
A20	SA41750431TN	11/64*40*4.3	B40	S120042002TD	M4*20
A21	SA41750701CN	11/64*40*7	B41	S120042001TN	M4*20
A22	SA41750751CN	11/64*40*7.5	B42	S120042502TD	M4*25
A23	SA41750901SH	11/64*40*9	B43	S120042501TN	M4*25
A24	SA41751151CN	11/64*40*11.5	B44	S120042504TN	M4*25
A25	SA41751201CN	11/64*40*12	B45	S120043001TN	M4*30
A26	S141030801SC	M3*8	B46	S120043502TD	M4*35
A27	S141030802SD	M3*8	B47	S120043501TN	M4*35
A28	S141031001CC	M3*10	B48	S120044001TN	M4*40
A29	S141041001SC	M4*10	B49	S120044501TN	M4*45
B	Hexagon Socket Head Cap Screw		B50	S120050601TN	M5*6
B1	S120020801TD	M2*8	B51	S120050801TD	M5*8
B2	S120021001TD	M2*10	B52	S120050802TN	M5*8
B3	S120480501TN	M2.6*5	B53	S120051001TD	M5*10
B4	S120030301TN	M3*3	B54	S120051002TN	M5*10
B5	S120030401TN	M3*4	B55	S120051004TP	M5*10
B6	S120030502TD	M3*5	B56	S120051201TD	M5*12
B7	S120030501TN	M3*5	B57	S120051202TN	M5*12
B8	S120030601TD	M3*6	B58	S120051401TN	M5*14
B9	S120030602TN	M3*6	B59	S120051501MZ	M5*15
B10	S120030804MZ	M3*8	B60	S120051502TD	M5*15
B11	S120030801TD	M3*8	B61	S120051503TN	M5*15
B12	S120030802TN	M3*8	B62	S120051601TN	M5*16
B13	S120031001TD	M3*10	B63	S120051801TN	M5*18
B14	S120031002TN	M3*10	B64	S120052001TD	M5*20
B15	S120031203TD	M3*12	B65	S120052002TN	M5*20
B16	S120031201TN	M3*12	B66	S120052201TN	M5*22
B17	S120031502TD	M3*15	B67	S120052301TN	M5*23
B18	S120031501TN	M3*15	B68	S120052501TN	M5*25
B19	S120031601TN	M3*16	B69	S120053001TN	M5*30

B.C.D

No.	Part No.	Remark	No.	Part No.	Remark
B	Hexagon Socket Head	Cap Screw	B119	S120103001TN	M10*30
B70	S120053503TD	M5*35	B120	S120103501TN	M10*35
B71	S120053501TN	M5*35	B121	S120104001TN	M10*40
B72	S120053502TN	M5*35	B122	S120123001TN	M12*30
B73	S120054001TN	M5*40	B123	S120123501TN	M12*35
B74	S120054501TN	M5*45	C	Hexagon Bolt	
B75	S120055001TN	M5*50	C1	S121030601SD	M3*6
B76	S120055002TN	M5*50	C2	S121040801SD	M4*8
B77	S120055501TN	M5*55	C3	S121042501SD	M4*25
B78	S120056001TN	M5*60	C4	S121051001SD	M5*10
B79	S120056003TN	M5*60	C5	S121051502SC	M5*15
B80	S120060801TN	M6*8	C6	S121051501SD	M5*15
B81	S120060901TN	M6*9	C7	S121052001SD	M5*20
B82	S120061001TN	M6*10	C8	S121061501SC	M6*15
B83	S120061202TD	M6*12	C9	S121064501SD	M6*45
B84	S120061201TN	M6*12	C10	S121065001SC	M6*50
B85	S120061501TD	M6*15	C11	S121065002SD	M6*50
B86	S120061502TN	M6*15	C12	S121065501SD	M6*55
B87	S120061801TD	M6*18	C13	S121066501SD	M6*65
B88	S120061802TN	M6*18	C14	S121067501SC	M6*75
B89	S120062001TN	M6*20	C15	S121081501TN	M8*15
B90	S120062501TN	M6*25	C16	S121081801TN	M8*18
B91	S120063001TN	M6*30	C17	S121103001TN	M10*30
B92	S120063501TN	M6*35	C18	S121103502SC	M10*35
B93	S120064001TN	M6*40	C19	S121103501TN	M10*35
B94	S120064501TN	M6*45	C20	S121104001SC	M10*40
B95	S120064502TN	M6*45	C21	S121125001TN	M12*50
B96	S120065001TN	M6*50	C22	S12112B001TN	M12*110
B97	S120066501TN	M6*65			
B98	S120067501TN	M6*75	D	Round Fillister Head Screw	
B99	S120068001TN	M6*80	D1	SA43740401CL	9/64*40*4
B100	S12006A001TN	M6*100	D2	SA43740501CL	9/64*40*5
B101	S120081201TN	M8*12	D3	SA43740502CN	9/64*40*5
B102	S120081502TN	M8*15	D4	SA43740503CN	9/64*40*5
B103	S120081503TP	M8*15	D5	SA43740504CN	9/64*40*5
B104	S120081601TN	M8*16	D6	SA43740601CL	9/64*40*6
B105	S120082001TN	M8*20	D7	SA43740602CN	9/64*40*6
B106	S120082502TN	M8*25	D8	SA43740603CL	9/64*40*6
B107	S120083001TN	M8*30	D9	SA43740604CN	9/64*40*6
B108	S120083501TN	M8*35	D10	SA43740682CN	9/64*40*6.8
B109	S120084001TN	M8*40	D11	SA43740801CL	9/64*40*8
B110	S120084002TN	M8*40	D12	SA43740802CN	9/64*40*8
B111	S120084501TN	M8*45	D13	SA43741001CN	9/64*40*10
B112	S120084502TN	M8*45	D14	SA43741201CN	9/64*40*12
B113	S120085001TN	M8*50	D15	SA43750601CN	11/64*40*6
B114	S120086001TN	M8*60	D16	SA43750652CN	11/64*40*6.5
B115	S120087001TN	M8*70	D17	SA43751051CN	11/64*40*10.5
B116	S120102002TD	M10*20	D18	SA43751201CN	11/64*40*12
B117	S120102001TN	M10*20	D19	SA43751501CN	11/64*40*15
B118	S120102501TN	M10*25	D20	SA43812451CN	9/32*28*24.5

No.	Part No.	Remark	No.	Part No.	Remark
<i>D</i>	Round Fillister Head Screw		<i>E45</i>	S160040801SD	M4*8
<i>D21</i>	S143030501SD	M3*5	<i>E46</i>	S160041001SD	M4*10
			<i>E47</i>	S160041201SD	M4*12
			<i>E48</i>	S160041501SD	M4*15
			<i>E49</i>	S160041801SD	M4*18
<i>E</i>	Pan Head Screw		<i>E50</i>	S160043001SD	M4*30
<i>E1</i>	S160410141MZ	M1.4*1.4	<i>E51</i>	S160045001SD	M4*50
<i>E2</i>	S160020202MZ	M2*2	<i>E52</i>	S160046001SD	M4*60
<i>E3</i>	S160020301MZ	M2*3	<i>E53</i>	S160050601SD	M5*6
<i>E4</i>	S160020401MZ	M2*4	<i>E54</i>	S160050701SD	M5*7
<i>E5</i>	S160020801MZ	M2*8	<i>E55</i>	S160050801SD	M5*8
<i>E6</i>	S160470301MZ	M2.5*3	<i>E56</i>	S160051002MZ	M5*10
<i>E7</i>	S160470402MZ	M2.5*4	<i>E57</i>	S160051001SD	M5*10
<i>E8</i>	S160470501MZ	M2.5*5	<i>E58</i>	S160051201SD	M5*12
<i>E9</i>	S160470801MZ	M2.5*8	<i>E59</i>	S160053001SD	M5*12
<i>E10</i>	S160471301MZ	M2.5*13	<i>E60</i>	S160051501SD	M5*15
<i>E11</i>	S160471302SD	M2.5*13	<i>E61</i>	S160054501SD	M5*45
<i>E12</i>	S160480601SD	M2.6*6	<i>E62</i>	S160055001SD	M5*50
<i>E13</i>	S160030301MZ	M3*3	<i>E63</i>	S160056001SD	M5*60
<i>E14</i>	S160030302SD	M3*3	<i>F</i>	Countersunk Head Screw	
<i>E15</i>	S160030403CD	M3*4	<i>F1</i>	SA51741001CN	9/64*40*10
<i>E16</i>	S160030401MZ	M3*4	<i>F2</i>	SA50750801CN	11/64*40*8
<i>E17</i>	S160030402SD	M3*4	<i>F3</i>	S150020601SD	M2*6
<i>E18</i>	S160030501MZ	M3*5	<i>F4</i>	S150030401MZ	M3*4
<i>E19</i>	S160030502SD	M3*5	<i>F5</i>	S150030402SD	M3*4
<i>E20</i>	S160030601MZ	M3*6	<i>F6</i>	S150030501MZ	M3*5
<i>E21</i>	S160030603SA	M3*6	<i>F7</i>	S150030502SD	M3*5
<i>E22</i>	S160030602SD	M3*6	<i>F8</i>	S151030601SD	M3*6
<i>E23</i>	S160030801MZ	M3*8	<i>F9</i>	S150030601MZ	M3*6
<i>E24</i>	S160030803SA	M3*8	<i>F10</i>	S150030602SD	M3*6
<i>E25</i>	S160030802SD	M3*8	<i>F11</i>	S150030701SD	M3*7
<i>E26</i>	S160031001MZ	M3*10	<i>F12</i>	S151030801SD	M3*8
<i>E27</i>	S160031003SC	M3*10	<i>F13</i>	S150030801MZ	M3*8
<i>E28</i>	S160031002SD	M3*10	<i>F14</i>	S150030804SC	M3*8
<i>E29</i>	S160031101SC	M3*11	<i>F15</i>	S150030802SD	M3*8
<i>E30</i>	S160031201MZ	M3*12	<i>F16</i>	S150030803SN	M3*8
<i>E31</i>	S160031202SD	M3*12	<i>F17</i>	S150031002MZ	M3*10
<i>E32</i>	S160031401SA	M3*14	<i>F18</i>	S150031001SD	M3*10
<i>E33</i>	S160031402SD	M3*14	<i>F19</i>	S150031201MZ	M3*12
<i>E34</i>	S160031501SD	M3*15	<i>F20</i>	S150031202SD	M3*12
<i>E35</i>	S160031601SD	M3*16	<i>F21</i>	S150031501MZ	M3*15
<i>E36</i>	S160031801SD	M3*18	<i>F22</i>	S150031601SD	M3*16
<i>E37</i>	S160032001SD	M3*20	<i>F23</i>	S150040501SD	M4*5
<i>E38</i>	S160033001SD	M3*30	<i>F24</i>	S150040602MZ	M4*6
<i>E39</i>	S160034001SD	M3*40	<i>F25</i>	S150040601SD	M4*6
<i>E40</i>	S160035001SD	M3*50	<i>F26</i>	S150040801MZ	M4*8
<i>E41</i>	S160040401SD	M4*4	<i>F27</i>	S150040802SD	M4*8
<i>E42</i>	S160040501SD	M4*5	<i>F28</i>	S150041001MZ	M4*10
<i>E43</i>	S160040601MZ	M4*6	<i>F29</i>	S150041002SD	M4*10
<i>E44</i>	S160040602SD	M4*6	<i>F30</i>	S150041201SD	M4*12

F.G.H.J

No.	Part No.	Remark	No.	Part No.	Remark
<i>F</i>	Countersunk Head Screw		<i>H16</i>	S130030502SD	M3*5
<i>F31</i>	S150041401SD	M4*14	<i>H17</i>	S130030601MZ	M3*6
<i>F32</i>	S150041501SD	M4*15	<i>H18</i>	S130030601SD	M3*6
<i>F33</i>	S150042001SD	M4*20	<i>H19</i>	S130030603SA	M3*6
<i>F34</i>	S150042201SD	M4*22	<i>H20</i>	S130030802SD	M3*8
<i>F35</i>	S150042501SD	M4*25	<i>H21</i>	S130030803SA	M3*8
<i>F36</i>	S150050601SD	M5*6	<i>H22</i>	S130031001MZ	M3*10
<i>F37</i>	S150050801SD	M5*8	<i>H23</i>	S130031002SD	M3*10
<i>F38</i>	S150051001MZ	M5*10	<i>H24</i>	S130032001SD	M3*20
<i>F39</i>	S150051002SD	M5*10	<i>H25</i>	S130040401MZ	M4*4
<i>F40</i>	S150051201SD	M5*12	<i>H26</i>	S130040402SD	M4*5
<i>F41</i>	S150051501SD	M5*15	<i>H27</i>	S130040501MZ	M4*5
<i>F42</i>	S150053001SD	M5*30	<i>H28</i>	S130040502SD	M4*5
<i>F43</i>	S150053501SD	M5*35	<i>H29</i>	S130040601MZ	M4*6
<i>F44</i>	S150054001SD	M5*40	<i>H30</i>	S130040602SD	M4*6
<i>F45</i>	S150061502SC	M6*15	<i>H31</i>	S130040651SD	M4*6.5
<i>F46</i>	S150061503SD	M6*15	<i>H32</i>	S130040801MZ	M4*8
<i>F47</i>	S150063501SD	M6*35	<i>H33</i>	S130040802SD	M4*8
<i>F48</i>	S150081201SD	M8*12	<i>H34</i>	S130040803MZ	M4*8
<i>F49</i>	S150087001TN	M8*70	<i>H35</i>	S130041002MZ	M4*10
			<i>H36</i>	S130041001SD	M4*10
			<i>H37</i>	S130041201SD	M4*12
<i>G</i>	Round Countersunk Head Screw		<i>H38</i>	S130041502SD	M4*15
<i>G1</i>	SA53730601CL	1/8*44*6	<i>H39</i>	S130042001SD	M4*20
<i>G2</i>	SA53740301CL	9/64*40*3	<i>H40</i>	S130050501SD	M5*5
<i>G3</i>	SA53740351CL	9/64*40*3.5	<i>H41</i>	S130050601SD	M5*6
<i>G4</i>	SA53740401CL	9/64*40*4	<i>H42</i>	S130050651SD	M5*6.5
<i>G5</i>	SA53740601CL	9/64*40*6	<i>H43</i>	S130050701SD	M5*7
<i>G6</i>	SA53740701CL	9/64*40*7	<i>H44</i>	S130050801MZ	M5*8
<i>G7</i>	SA53740951CL	9/64*40*9.5	<i>H45</i>	S130050802SD	M5*8
<i>G8</i>	SA53741201CL	9/64*40*12	<i>H46</i>	S130051002MZ	M5*10
			<i>H47</i>	S130051001SD	M5*10
			<i>H48</i>	S130051201MZ	M5*12
			<i>H49</i>	S130051202SD	M5*12
<i>H</i>	Truss Head Screw		<i>H50</i>	S130051501SD	M5*15
<i>H1</i>	SA30730701CL	1/8*44*7	<i>H51</i>	S130052001SD	M5*20
<i>H2</i>	SA30740301CL	9/64*40*3.5	<i>H52</i>	S130052502SD	M5*25
<i>H3</i>	SA30740401CL	9/64*40*4	<i>H53</i>	S130053001SD	M5*30
<i>H4</i>	SA31740401CM	9/64*40*4	<i>H54</i>	S130053501SD	M5*35
<i>H5</i>	SA30740601CL	9/64*40*6	<i>H55</i>	S130060801SD	M6*8
<i>H6</i>	SA30740801CL	9/64*40*8	<i>H56</i>	S130061001SD	M6*10
<i>H7</i>	S130470301MZ	M2.5*3	<i>H57</i>	S130062201SD	M6*22
<i>H8</i>	S130470302SD	M2.5*3	<i>H58</i>	S130062501SD	M6*25
<i>H9</i>	S130470401MZ	M2.5*4	<i>H59</i>	S130063501SD	M6*35
<i>H10</i>	S130470402SA	M2.5*4	<i>H60</i>	S130064001SD	M6*40
<i>H11</i>	S130470403SD	M2.5*4			
<i>H12</i>	S130030301MZ	M3*3			
<i>H13</i>	S130030301SD	M3*3	<i>J</i>	Round Head Screw	
<i>H14</i>	S130030402SD	M3*4	<i>J1</i>	S162020301MZ	M2*3
<i>H15</i>	S130030501MZ	M3*5	<i>J2</i>	S162030801SD	M3*8

No.	Part No.	Remark	No.	Part No.	Remark
J	Round Head Screw		L23	S170041201TN	M4*12
J3	S162030802SE	M3*8	L24	S170050401TN	M5*4
J4	S162031001MZ	M3*10	L25	S170050501TN	M5*5
			L26	S170050601TN	M5*6
			L27	S170050801TN	M5*8
			L28	S170051001TN	M5*10
K	Slotted Set Screw		L29	S170051201TN	M5*12
K1	SA71730351CN	1/8*44*3.5	L30	S170051501TN	M5*15
K2	SA71740601CN	9/64*40*6	L31	S170060501TN	M6*5
K3	SA71750251CN	11/64*40*2.5	L32	S170060601TN	M6*6
K4	SA71750351CN	11/64*40*3.5	L33	S170060801TN	M6*8
K5	SA71750401CN	11/64*40*4	L34	S170061001TN	M6*10
K6	SA71750501CN	11/64*40*5	L35	S170061801TN	M6*18
K7	SA71790501CN	15/64*28*5	L36	S170080801TN	M8*8
K8	SA71791001CN	15/64*28*10	L37	S170081001TN	M8*10
K9	SA71791501CN	15/64*28*15	L38	S170081501TN	M8*15
K10	SA71791701CN	15/64*28*17			
K11	SA71800401CN	1/4*40*4			
K12	SA71800451CN	1/4*40*4.5			
K13	SA71800501CN	1/4*40*5	M	Hexagon Socket Head Button Screw	
K14	SA71800601CN	1/4*40*6	M1	S124030401SC	M3*4
K15	SA71800801CN	1/4*40*8	M2	S124040601SC	M4*6
K16	SA71811201CN	9/32*28*12	M3	S124040802SC	M4*8
K17	S171050601TN	M5*6	M4	S124040803SD	M4*8
			M5	S124051001SC	M5*10
			M6	S124051002SD	M5*10
			M7	S124051501SD	M5*15
L	Hexagon Socket Head Set Screw		M8	S124081201SC	M8*12
L1	SA70730251CN	1/8*44*2.5	M9	S124081202SD	M8*12
L2	SA70730301CN	1/8*44*3	M10	S124081501SD	M8*15
L3	SA70750901CN	11/64*28*9	N	Screw with Washer	
L4	SA70750401CN	11/64*40*4	N1	S660480601SE	M2.6*6
L5	SA70750601CN	11/64*40*6	N2	S660030601SE	M3*6
L6	SA70750801CN	11/64*40*8	N3	S660030801SE	M3*8
L7	SA70790401CN	15/64*28*4	N4	S660031001SE	M3*10
L8	SA70790901CN	15/64*28*9	N5	S660031501SE	M3*15
L9	S170470301TN	M2.5*3	N6	S660031601SE	M3*16
L10	S170030201TN	M3*2	N7	S660031801SE	M3*18
L11	S170030301TN	M3*3	N8	S660040601SE	M4*6
L12	S170030401TN	M3*4	N9	S660040801SE	M4*8
L13	S170030501TN	M3*5	N10	S660041001SE	M4*10
L14	S170030601TN	M3*6	N11	S660041201SE	M4*12
L15	S170030801TN	M3*8	N12	S660045501SE	M4*55
L16	S170040301TN	M4*3	N13	S660051001SE	M5*10
L17	S170040401TN	M4*4	N14	S660051201SE	M5*12
L18	S170040501TN	M4*5	N15	S660051401SE	M5*14
L19	S170040601TN	M4*6	N16	S660051801SE	M5*18
L20	S170040602TN	M4*6			
L21	S170040801TN	M4*8			
L22	S170041001TN	M4*10			

P.R

No.	Part No.	Remark	No.	Part No.	Remark
P	Nut		R	Washer	
P1	SB10730601CN	1/8*44*6*3	R1	S301410301MZ	Plain M1.4*3*0.3t
P2	SB10740601CL	9/64*40*6*2	R2	S301020351XZ	Plain M2*3.5*0.5t
P3	SB10740602CN	9/64*40*6*3	R3	S301020431SD	Plain M2*4.3*0.3t
P4	SB10750602CN	11/64*40*6*2	R4	S301480501XB	Plain M2.6*5*0.5t
P5	SB10750603CN	11/64*40*6*3	R5	S301480751XB	Plain M2.6*7.5*0.5t
P6	SB10750701CN	11/64*40*7*3	R6	S301030602XZ	Plain M3*6*0.3t
P7	SB11750701CN	11/64*40*7*3	R7	S301030603SC	Plain M3*6*0.5t
P8	S210420001XA	M1.6 Type 1	R8	S301030601SD	Plain M3*6*0.5t
P9	S210020001SD	M2 Type 1	R9	S301030701SD	Plain M3*7*0.5t
P10	S212020002SD	M2 Type 3	R10	S301030804SD	Plain M3*8*0.3t
P11	S210460002SD	M2.3 Type 1	R11	S301030805MZ	Plain M3*8*0.5t
P12	S210470001MZ	M2.5 Type 1	R12	S301030801SC	Plain M3*8*0.5t
P13	S212480001SD	M2.6 Type 3	R13	S301030802SD	Plain M3*8*0.5t
P14	S210030001MZ	M3 Type 1	R14	S301030803SD	Plain M3*8*1t
P15	S210030002SC	M3 Type 1	R15	S301040805SC	Plain M4*8*0.5t
P16	S210030003SD	M3 Type 1	R16	S301040802SD	Plain M4*8*0.5t
P17	S215030001SD	M3 Thumbscrew Type 2	R17	S301040804SC	Plain M4*8*0.8t
P18	S212030001SC	M3 Type 3	R18	S301040803SD	Plain M4*8*0.8t
P19	S212030002SD	M3 Type 3	R19	S301041004MZ	Plain M4*10*0.8t
P20	S212530001SC	M3.5 Type 3	R20	S301041002SC	Plain M4*10*0.8t
P21	S210040001SC	M4 Type 1	R21	S301041003SD	Plain M4*10*0.8t
P22	S210040002SD	M4 Type 1	R22	S301041201SC	Plain M4*12*1t
P23	S212040001SC	M4 Type 3	R23	S301051002SC	Plain M5*10*0.8t
P24	S212040002SD	M4 Type 3	R24	S301051003SD	Plain M5*10*0.8t
P25	S217040001SD	M4 Cap	R25	S301051204MZ	Plain M5*12*0.8t
P26	S210050001SC	M5 Type 1	R26	S301051202SC	Plain M5*12*0.8t
P27	S210050002SD	M5 Type 1	R27	S301051203SD	Plain M5*12*0.8t
P28	S212050001SC	M5 Type 3	R28	S301061102SC	Plain M6*11*1.6t
P29	S212050002SD	M5 Type 3	R29	S301061151SC	Plain M6*11.5*0.8t
P30	S217050001SD	M5 Cap	R30	S301061301SC	Plain M6*13*1.0t
P31	S210060001SC	M6 Type 1	R31	S301061302SD	Plain M6*13*1.0t
P32	S210060002SC	M6 Type 1 (Left)	R32	S301061601SC	Plain M6*16*1.0t
P33	S210060003SD	M6 Type 1	R33	S301081601SD	Plain M8*16*1.2t
P34	S210060004SD	M6 Type 1 (Left)	R34	S301081801SC	Plain M8*18*1.6t
P35	S212060001SC	M6 Type 3	R35	S301081802SD	Plain M8*18*1.6t
P36	S210080001SC	M8 Type 1	R36	S301081803SC	Plain M8*18*3.2t
P37	S210080002SD	M8 Type 1	R37	S301082201SC	Plain M8*22*3.2t
P38	S212080001SC	M8 Type 3	R38	S301102201SC	Plain M10*22*1.6t
P39	S212080002SD	M8 Type 3	R39	S301102601SC	Plain M10*26*3.2t
P40	S210100001SC	M10 Type 1	R40	S301102602SD	Plain M10*26*3.2t
P41	S213100004CD	M10 With Flange	R41	S301122051SC	Plain M12*20.5*2t
P42	S213100001SC	M10 With Flange	R42	S301163201SD	Plain M16*32*2.5t
P43	S210120001SC	M12 Type 1	R43	S402020001KD	Spring M2
P44	S212120001SC	M12 Type 3	R44	S402480001KC	Spring M2.6
P45	S212120002SD	M12 Type 3	R45	S402030001KC	Spring M3
P46	S210160001SD	M16 Type 1	R46	S402030002KD	Spring M3
P47	S212160002SC	M16 Type 3	R47	S402530001KC	Spring M3.5
P48	S212160001SD	M16 Type 3	R48	S402040001KC	Spring M4
P49	S210200001SC	M20 Type 1	R49	S402040002KD	Spring M4

1st Edition

July, 2005

■ **Manufactured by:**
Tokai Industrial Sewing Machine Co., Ltd.

NO.1800, Ushiyama-cho, Kasugai, Aichi-pre., 486-0901, Japan
Telephone:568-33-1161 Fax:568-33-1191

■ **Distributed by:**
Tajima Industries Ltd.

19-22, Shirakabe, 3-chome, Higashi-ku, Nagoya, 461-0011, Japan
Telephone:52-932-3444 Fax:52-932-2457

■ **Authorized Distributor:**

